



सत्यमेव जयते

GOVERNMENT OF MAHARASHTRA

MHT-CET 2018

Information Brochure

(Agriculture Courses)

B.Sc.(Honours)Community Science

B.Tech.(Bio-Technology)

B.Tech.(Agriculture Engineering)

B.Tech.(Food Technology)

B.Sc.(Honours)Agriculture

B.Sc.(Honours)Horticulture

B.Sc.(Honours)Forestry



STATE COMMON ENTRANCE TEST CELL

Head office : 305, Government Polytechnic Building, 49 Kherwadi, Ali Yawar Jung Marg, Bandra (E), Mumbai- 400 051(M.S.)

Regional Office: Cet Cell, Directorate of Technical Education, 3, Mahapalika Marg, Mumbai- 400 001 (M.S.)

Phone :022-30233420 E-Mail :maharashtra.cetcell@gmail.com



**GOVERNMENT OF MAHARASHTRA
STATE COMMON ENTRANCE TEST CELL, MUMBAI**

**INFORMATION BROCHURE
(Agriculture Courses)**

**COMMON ENTRANCE TEST
MHT-CET 2018**

FOR

Admission to First Year of Four Year Full Time Degree Courses in
B.Sc. (Honours) (Agriculture) / B.Sc. (Honours) (Horticulture) / B.Sc. (Honours) (Forestry) / B.Sc.
(Honours) (Community Science) / B.Tech. (Agriculture Engineering) / B.Tech.(Food Technology) /
B. Tech. (Bio-Technology)

(For Academic Year 2018-19)

STATE COMMON ENTRANCE TEST CELL, MUMBAI

Head Office: 305, Government Polytechnic Building, 49 Kherwadi,
Ali Yawar Jung Marg, Bandra (E), Mumbai -400 051 (M.S.)

Regional Office: CET Cell, Directorate of Technical Education,
3, Mahapalika Marg, Mumbai-400 001 (M.S.).

Helpline: +91-22-22652261/22652262

Email ID: mhtcet@dtmaharashtra.gov.in

MHT-CET 2018 INDEX

	EXAMINATION SCHEDULE	3
1	INTRODUCTION	5
2	DEFINITIONS	5
3	SCHEME OF EXAMINATION	6
4	ELIGIBILITY FOR ADMISSION TO FIRST YEAR (1) B.Sc. (Honours) (Agriculture); (2) B.Sc. (Honours) (Horticulture); (3) B.Sc. (Honours) (Forestry); (4) B.Sc. (Honours) (Community Science); (5) B.Tech. (Agriculture Engineering); (6) B.Tech. (Food Technology); (7) B. Tech. (Bio-Technology) DEGREE COURSES	8
5	ONLINE APPLICATION FORM & INFORMATION BROCHURE	11
6	WRITER/ SCRIBE TO THE 'PERSON WITH DISABILITY' CANDIDATES	15
7	DECLARATION OF RESULT	15
8	LEGAL JURISDICTION	16
9	ACTION AGAINST RAGGING	16
10	CONDUCT AND DISCIPLINE	17
ANNEXURES		
	Annexure "A" : Divisional Authorities	18
	Annexure "B" : Districts with District Codes	19
	❖ Important Instructions - How to Mark In The 'OMR Answer sheet'	20
	❖ Specimen Copy of Front Page of Question Booklet & OMR Answer Sheet	21
	❖ Proforma A: Declaration by the Candidate and Scribe/Writer	30

For MHT-CET 2018

Help line for Technical Assistance for Online application form filling - (022)-22652261, 22652262
(Help lines are available between 10 a.m. to 6.00 p.m. except Holiday)

Website : www.dtemaharashtra.gov.in/mhtcet2018

Email :- mhtcet@dtemaharashtra.gov.in

EXAMINATION SCHEDULE FOR MHT-CET 2018

Important Information For Entrance Examination

Online registration & Confirmation of Application Form on website	18/01/2018 to 25/03/2018
Online registration & Confirmation of Application Form on website (with additional Late Fee of ₹ 500/-)	26/03/2018 to 31/03/2018
Issue of Admit Card (through candidate login)	24/04/2018 to 10/05/2018
Date of Examination	10/05/2018 (Thursday)
Centre of Examination	As indicated in Admit Card

EXAMINATION & BELL SCHEDULE

❖ Paper I :- Mathematics	
Entry in examination hall	09.15 a.m.- Long bell
Distribution of OMR answer sheets	09.40 a.m.
Distribution of question booklets	09.50 a.m.
Last entry permitted in examination hall (No candidate will be permitted after 10.00 a.m. under any circumstances. Candidate should enter into examination hall at 9.15 a.m. Candidate coming at 10.00 a.m. will be treated as late by 45 minutes.)	10.00 a.m.
Examination commences	10.00 a.m.- Long bell
Paper I concludes at	11.30 a.m.- Long bell
Instruction: Submit OMR answer Sheet of Mathematics. <i>Candidates appearing for Physics & Chemistry may continue to sit for Paper II.</i>	

❖ Paper II :- Physics and Chemistry	
Entry in examination hall	12.00 noon.-Long bell
Distribution of OMR answer sheets	12.10 p.m.
Distribution of question booklets	12.20 p.m.
Last entry permitted in examination hall (No candidate will be permitted after 12.30 p.m. under any circumstances. Candidate should enter into examination hall at 12.00 noon. Candidate coming at 12.30 p.m. will be treated as late by 30 minutes.)	12.30 p.m.
Examination commences	12.30 p.m. - Long Bell
Paper II concludes at	02.00 p.m. - Long Bell
Instruction: Submit OMR answer sheet of Physics & Chemistry. <i>Candidates appearing for Biology may continue to sit for Paper III.</i>	

❖ Paper III :- Biology	
Entry in examination hall (<i>Candidates appearing for Paper III</i>)	02.30 p.m. - Long bell
Distribution of OMR answer sheets	02.40 p.m.
Distribution of question booklets	02.50 p.m.
Last entry permitted in examination hall (No candidate will be permitted after 3.00 p.m. under any circumstances. Candidate should enter into examination hall at 02.30 p.m. Candidate coming at 03.00 p.m. will be treated as late by 30 minutes.)	03.00 p.m.
Examination commences	03.00 p.m. - Long Bell
Paper III concludes at	04.30 p.m. - Long Bell
Instruction: Submit OMR answer sheet of Biology.	

MHT CET 2018 Information Brochure- Agricultural Courses

Online Display of Provisional Keys of each version on website http://www.dtemaharashtra.gov.in/mhtcet2018	Schedule will be notified separately
OMR Answer Sheets will be available on website http://www.dtemaharashtra.gov.in/mhtcet2018	Schedule will be notified separately
Last date of submission of objections on Question Paper/ Answer Key/ Typographic errors.	Schedule will be notified separately
Declaration of Result	On or before 03/06/2018

Type of Examination Center for MHT-CET 2018	Examination Papers		
	Paper I 10.00 a.m. to 11.30 a.m.	Paper II 12.30 p.m. to 02.00 p.m.	Paper III 03.00 p.m. to 04.30 p.m.
MB (PCMB Group)	Mathematics	Physics & Chemistry	Biology
MM (PCM Group)	Mathematics	Physics & Chemistry	----
BB (PCB Group)	----	Physics & Chemistry	Biology

Note: -

1. The candidate seeking admission to first year B.Sc. (Honours) (Agriculture) / B.Sc. (Honours) (Horticulture) / B.Sc. (Honours) (Community Science) / B. Tech. (Bio-Technology) degree courses, it is mandatory that the candidate must appear for Paper II as well as in Paper I and/or Paper III.
2. The candidate seeking admission to first year B.Tech. (Agriculture Engineering) / B.Tech.(Food Technology) degree courses, it is mandatory that the candidate must appear for both Paper I and Paper II.
3. The candidate seeking admission to first year B.Sc. (Honours) (Forestry) degree course, it is mandatory that the candidate must appear for both Paper II and Paper III.

1. INTRODUCTION

- 1.1. The Government of Maharashtra has established "ADMISSIONS REGULATING AUTHORITY AND STATE COMMON ENTRANCE TEST CELL" as per the provisions of the Maharashtra Unaided Private Professional Educational Institutions (Regulation of Admissions & Fees) Act, 2015 (Mah. Act No. XXVIII of 2015), (herein after the Act).
- 1.2. The Commissioner of State CET Cell, has been designated as Competent Authority for conducting MHT-CET2018 and selection of candidates for admission to First Year of 4 Year Duration Full Time Under Graduate professional Degree courses in Agriculture Universities for the academic year 2018-2019.
- 1.3. In exercise of the powers conferred by clause (r) of section 2 read with sub-sections (1) and (2) of section 3 of the Maharashtra Un-aided Private Professional Educational Institutions (Regulations of Admission and Fees) Act,2015 (Mah. Act No. 28 of 2015, the Government of Maharashtra hereby declares and notifies the additional educational courses of studies of the Animal Husbandry, Dairy Development and Fisheries Department mentioned in column (2) of the schedule appended hereto shall be the Professional Educational Courses for the purpose of said act and specifies that the conditions and the requirements for admissions mentioned respectively against it in column (3) of the schedule shall be the eligibility conditions and requirements for admission to professional Undergraduate Courses [B.Sc. (Honours) (Agriculture) / B.Sc. (Honours) (Horticulture) / B.Sc. (Honours) (Forestry) / B.Sc. (Honours) (Community Science) / B.Tech. (Agriculture Engineering) / B.Tech.(Food Technology) / B. Tech. (Bio-Technology)]. This CET is mandatory for admissions in Government and Government Aided and un aided private professional educational institutions.
- 1.4. Director, Technical Education, Maharashtra State, Mumbai shall act as Nodal Officer for the MHT-CET 2018.

2. DEFINITIONS. -

- (a) "Act" means the Maharashtra Unaided Private Professional Educational Institutions (Regulation of Admissions and Fees) Act, 2015 (Mah. Act XXVIII of 2015);
- (b) "Application Form" means prescribed form filled up online by the Candidate for admission;
- (c) "CAP Seats" means the seats filled in through the centralized process of admission carried out by the Competent Authority;
- (d) "Competent Authority" means the Commissioner of State CET appointed by the Government under section 10, for conducting CET through CAP for the admissions into Private Professional Educational Institutions;
- (e) "Courses" means the undergraduate professional courses in Agriculture Universities;
- (f) "Eligible Candidates" means the candidates who are eligible for different professional courses as notified by the Government, from time to time under sub-section (1) of section 3 of the Act;
- (g) "HSC" means the Higher Secondary School Certificate (Standard XII) examination conducted by Maharashtra State Board of Secondary and Higher Secondary Education or its equivalent certificate awarded by a recognised Boards;
- (h) "Inter-Se-Merit" means the order of merit in respect of various classes/category of Candidates;
- (i) "JEE Main" means the Joint Entrance Examination conducted by the Central Board of Secondary Education, New Delhi for the concerned academic year;
- (j) "Qualifying Examination" means examinations on the basis of which a candidate becomes eligible for admission or its equivalent examination;

- (k) "SSC" means the Secondary School Certificate (Standard X) examination conducted by Maharashtra State Board of Secondary and Higher Secondary Education or its equivalent certificate awarded by a recognised Boards;

3. SCHEME OF EXAMINATION

- 3.1. **Date of Examination:** The examination will be conducted at various centers in Maharashtra on **Thursday, 10th May 2018**.
- 3.2. **Syllabus, Weightage and Pattern of Examination:** Syllabi of Physics, Chemistry, Mathematics and Biology for the MHT- CET 2018, is declared by Director, Technical Education, Mumbai vide Letter No. 2A/ADM/2017/1157 dated 04.10.2017 and is as follows:
- 3.2.1 The questions will be based on Syllabus of Maharashtra State Board of Secondary and Higher Secondary Education.
- 3.2.2 Approximately 20% weightage will be given to Std. XI curriculum and 80% weightage will be given to Std. XII curriculum while setting the question paper.
- 3.2.3 There will be no Negative Marking, however difficulty level will be at par with the JEE (Main) for Mathematics, Physics, Chemistry and difficulty level for Biology will be at par with NEET. The questions will be mainly application based.
- 3.2.4 MHT-CET will consist of 3 question papers of Multiple Choice Questions (MCQ) and each paper will be of 100 marks. Details are as given below:

Paper	Subject	Approximate No. of Multiple Choice Questions (MCQ) based on		Mark(s) Per Question	Total Marks	Duration in Minutes
		Std. XI	Std. XII			
Paper I	Mathematics	10	40	2	100	90
Paper II	Physics	10	40	1	100	90
	Chemistry	10	40			
Paper III	Biology (Botany)	10	40	1	100	90
	Biology (Zoology)	10	40			

- 3.2.5 The question will be set on
- Whole syllabus of Physics, Chemistry, Biology and Mathematics subjects of Std. XII
 - syllabus of Std. XI as mentioned below:

Sr. No.	Subject	Chapters/Units of Std. XI Syllabus
1	Physics	Measurements, Scalars and Vectors, Force, Friction in solids and liquids, Refraction of Light, Ray optics, Magnetic effect of electric current, Magnetism.
2	Chemistry	Some basic concepts of chemistry, States of matter: Gases and liquids, Redox reaction, Surface chemistry, Nature of chemical bond, Hydrogen, s-Block elements(Alkali and alkaline earth metals), Basic principles and techniques in organic chemistry, Alkanes.
3	Mathematics	Trigonometric functions, Trigonometric functions of Compound Angles, Factorization Formulae, Straight Line, Circle and Conics, Sets, Relations and Functions, Probability, Sequences and series.
4	Biology	
	Section I - Botany	Diversity in organisms, Biochemistry of cell, Plant Water Relations and Mineral Nutrition, Plant Growth and Development.
	Section II – Zoology	Organization of Cell, Animal tissues, Human Nutrition, Human Respiration

- The candidate seeking admission to first year B.Sc. (Honours) (Agriculture) / B.Sc. (Honours) (Horticulture) / B.Sc. (Honours) (Community Science) / B. Tech. (Bio-

Technology) degree courses it is mandatory that the candidate must appear for Paper II as well as in Paper I and/or Paper III.

- The candidate seeking admission to first year B.Tech. (Agriculture Engineering) / B.Tech.(Food Technology) degree courses it is mandatory that the candidate must appear for both Paper I and Paper II.
- The candidate seeking admission to first year B.Sc. (Honours) (Forestry) degree course it is mandatory that the candidate must appear for both Paper II and Paper III.
- Candidates will be provided with separate OMR answer sheets with each question paper. At the end of each paper, candidate will hand over the OMR Answer sheet to the invigilator. Candidates are permitted to take the Question Booklet outside the exam hall only after the completion of test.

- 3.3. The candidate will be required to mark the correct answer by blackening the corresponding circle against the serial number of the question in the answer sheet with **black ink ballpoint pen only**. Out of four circles provided for selection of an answer against a question, the candidate should fill up one circle only. Each correct answer will be given mark/(s). There shall be no negative marking for wrong answers.

CHANGING AN ANSWER IS NOT ALLOWED: The candidates must fully satisfy themselves about the accuracy of the answer before darkening the appropriate circle, as no change in the Answer once marked is allowed. The answer once marked is final, any change in the option once marked, done by any method, will amount to a invalid/incorrect response.

- 3.4. Candidate should completely darken one and the only one best response (circle)

e. g.	A	B	C	D
	●	○	○	○

Candidate should not use any other method for answering i.e. Half circle, dot, tick mark, cross etc. This may not be read by the scanner. Answer sheet of each candidate will be evaluated by computerized scanning method only (Optical Mark Reader). There will not be any manual checking during evaluation.

- 3.5. Grievance Redressal Committee: A Grievance Redressal Committee will be constituted at each sub center comprising following members:

i)	Sub Centre In-charge	-	Chairperson
ii)	A Supervisor	-	Member Secretary
iii)	An Invigilator	-	Member

The committee will function from 8.00 a.m. to the end of the examination on the day of examination. If there is any grievance during this period (regarding loss of time due to administrative error or any other examination related important matter), the candidate will report it to the invigilator of his/her examination block. It will be communicated to the Sub- Center In-charge through supervisor. The committee will examine the Grievance on the spot and take necessary decision regarding the Grievance/s.

- 3.6. If a candidate has objection against any question in the question paper of this examination, the same may be submitted through candidate Login as per the schedule in the Information brochure. **Representation received by any other mode shall not be considered.**

3.7.

- 3.7. **Language of Question Paper:** The medium for examination shall be English or Marathi or Urdu for Physics, Chemistry and Biology. However, Mathematics paper shall be in English only. **The option once exercised about the medium by the candidate shall be irrevocable.**

3.8. **Examination Centre:** The MHT-CET 2018 will be conducted at all the district headquarters in the State of Maharashtra. The MHT-CET examination center will be within the same district from where the candidate has passed / is appearing at the qualifying examination i.e. HSC / 12th Standard examination. The eligible candidates passing qualifying examination from outside the state of Maharashtra can select the examination center of their choice while filling the online application form. **The center once allotted shall not be changed under any circumstances.**

4. ELIGIBILITY FOR ADMISSION TO FIRST YEAR PROFESSIONAL DEGREE COURSES IN AGRICULTURE UNIVERSITIES

All the candidates passed / appearing at the qualifying examination i.e. HSC/12th Standard examination or its equivalent examination and having Indian Nationality are eligible for appearing for MHT-CET 2018. There is no age limit for admission and appearing to MHT-CET 2018.

(A) Candidature Type.

(1) Maharashtra State Candidature. – The Candidates having Domicile of Maharashtra State / School Leaving Certificate containing place of birth from Maharashtra / birth Certificate issued by the competent authority from Maharashtra are eligible under this Category.

(2) Other State Candidature. – The Candidates having Domicile Certificate / Residential Certificate / Residence and date of birth Certificate issued from the competent authority other than Maharashtra state are eligible under this Category

(3) Minority Candidature - The Candidate belonging to a particular Linguistic or Religious Minority Community from State of Maharashtra and as notified by the Government are eligible under this Category.

(4) Jammu and Kashmir Migrant Candidature. (applicable only for constituent / aided colleges)-

- a) The children of citizens, who are displaced from Jammu and Kashmir to any part of India or from unsafe border area of Jammu and Kashmir to a relatively safer place in Jammu and Kashmir from 1990 onwards due to terrorist activities; or
- b) The children of staff and officers of Jammu and Kashmir police engaged in combating terrorism are eligible under this category;

(5) Children of NRI, Children of Indian workers in the Gulf countries, Foreign National – These types of Candidature Candidates are exempted from appearing for MHT-CET 2018.

Note:- It is mandatory to appear for MHT-CET 2018 for candidates belonging to Maharashtra State Candidature, Other State Candidature, Minority Candidature seeking admission to undergraduate courses in agriculture universities. But other common entrance tests such as JEE / NEET / AIEEA-UG (ICAR, New Delhi conducted All India Entrance Examination Test for Admission) will also be considered equivalent to MHT-CET for admission.

(B) Eligibility Criteria as per notification dated 15 Jan. 2018 or its amendment from time to time :

Sr. No.	Professional Educational Courses	Eligibility Conditions and Requirements for Admission
(1)	(2)	(3)
1.	First year of four year integrated programme leading to B.Sc. (Honours) Agriculture	<p>(1) XII Std. (Science) passed in 10+2 pattern from Maharashtra State Board of Higher Secondary Education or an equivalent Examination, with Physics, Chemistry, Biology or Physics, Chemistry, Mathematics, Biology or Physics, Chemistry, Mathematics or Inter Agriculture (with Physics, Chemistry) and English.</p> <p>and</p> <p>(2) Obtained score in Common Entrance Test (PCB / PCM) of the respective year conducted by the competent authority.</p> <p>(3) The candidate who have passed qualifying examination without Biology / Mathematics shall have to complete deficiency courses as prescribed by respective university.</p>
2.	First year of four year integrated programme leading to B.Sc. (Honours) Horticulture	<p>(1) XII Std. (Science) passed in 10+2 pattern from Maharashtra State Board of Higher Secondary Education or an equivalent Examination, with Physics, Chemistry, Biology or Physics, Chemistry, Mathematics, Biology or Physics, Chemistry, Mathematics or Inter Agriculture (with Physics, Chemistry) and English</p> <p>and</p> <p>(2) Obtained score in Common Entrance Test (PCB / PCM) of the respective year conducted by the competent authority.</p> <p>(3) The candidate who have passed qualifying examination without Biology / Mathematics shall have to complete deficiency courses as prescribed by respective university.</p>

Sr. No.	Professional Educational Courses	Eligibility Conditions and Requirements for Admission
(1)	(2)	(3)
3.	First year of four year integrated programme leading to B.Sc. (Honours) Forestry	<ol style="list-style-type: none"> XII Std. (Science) passed in 10+2 pattern from Maharashtra State Board of Higher Secondary Education or an equivalent Examination, with Physics, Chemistry, Biology or Physics, Chemistry, Mathematics, Biology or Inter Agriculture (with Physics, Chemistry) and English and Obtained score in Common Entrance Test (PCB) of the respective year conducted by the competent authority. The candidate who have passed qualifying examination without Biology / Mathematics shall have to complete deficiency courses as prescribed by respective university.
4.	First year of four year integrated programme leading to B.Tech. (Agriculture Engineering)	<ol style="list-style-type: none"> XII Std. (Science) passed in 10+2 pattern from Maharashtra State Board of Higher Secondary Education or an equivalent Examination, with Physics, Chemistry, Mathematics or Physics, Chemistry, Mathematics, Biology and Obtained score in Common Entrance Test (PCM) of the respective year conducted by the competent authority. The candidate who have passed qualifying examination without Biology shall have to complete deficiency courses as prescribed by respective university.
5.	First year of four year integrated programme leading to B.Tech. (Food Technology)	<ol style="list-style-type: none"> XII Std. (Science) passed in 10+2 pattern from Maharashtra State Board of Higher Secondary Education or an equivalent Examination, with Physics, Chemistry, Mathematics or Physics, Chemistry, Mathematics, Biology and Obtained score in Common Entrance Test (PCM) of the respective year conducted by the competent authority. The candidate who have passed qualifying examination without Biology shall have to complete deficiency courses as prescribed by respective university.
6.	First year of four year integrated programme leading to B.Sc. (Honours) Community Science	<ol style="list-style-type: none"> XII Std. (Science) passed in 10+2 pattern from Maharashtra State Board of Higher Secondary Education or an equivalent Examination, with Physics, Chemistry, Biology or Physics, Chemistry, Mathematics, Biology or Physics, Chemistry, Mathematics and English and Obtained score in Common Entrance Test (PCB/PCM) of the respective year conducted by the competent authority. The candidate who have passed qualifying examination without Biology / Mathematics shall have to complete

Sr. No.	Professional Educational Courses	Eligibility Conditions and Requirements for Admission
(1)	(2)	(3)
		deficiency courses as prescribed by respective university.
7.	First year of four year integrated programme leading to B.Tech. (Bio-Technology)	<p>(1) XII Std. (Science) passed in 10+2 pattern from Maharashtra State Board of Higher Secondary Education or an equivalent Examination, with Physics, Chemistry, Biology or Physics, Chemistry, Mathematics, Biology or Physics, Chemistry, Mathematics and English and</p> <p>(2) Obtained score in Common Entrance Test (PCB/PCM) of the respective year conducted by the competent authority.</p> <p>(3) The candidate who have passed qualifying examination without Biology / Mathematics shall have to complete deficiency courses as prescribed by respective university.</p>

Note:-

1. The Candidate should be an Indian National.
 2. The candidate must have passed the qualifying examination / (XII Std.-Science) securing not less than 50% marks for General category (Open) and 40% marks in aggregate for reserved categories (SC/ST/VJa/NTb /NTc /NTd / OBC / SBC).
 3. The candidate other than Maharashtra State (OS) and Institutional quota will be admitted through MHT-CET / JEE / NEET / All India Entrance Examination Test for Admission (AIEEA-UG conducted by ICAR, New Delhi)
 4. Admission to all Undergraduate degree programmes under State Agriculture Universities shall be on the basis of 70% marks obtained in CET conducted by competent authority [MHT-CET / JEE / NEET / All India Entrance Examination Test for Admission (AIEEA-UG conducted by ICAR, New Delhi)] and 30% marks of total percentage at qualifying examination / (XII Std.-Science) and the other weightages will be as per the existing provisions / rules of MCAER, Pune.
 5. These rules of eligibility and requirement for admission to undergraduate professional degree courses of State Agriculture Universities shall also be applicable to all constituent and affiliated aided colleges.
 6. Eligibility criteria for Candidates belonging to Person with Disability:
In addition to the basic qualification mentioned above, candidate who is suffering from any one of the following permanent disability is eligible to seek admission against seats reserved for Persons with Disability candidates, provided they submit a certificate clearly stating that the extent of disability is not less than 40% and the disability is of permanent nature.
5. **ONLINE APPLICATION FORM & INFORMATION BROCHURE:** - The information brochure for MHT-CET 2018 is available on web site <http://www.dtemaharashtra.gov.in/mhtcet2018>. **Candidate is advised to download and print the brochure.** For submission of online application form the

candidates should login at <http://www.dtemaharashtra.gov.in/mhtcet2018> website. The detailed procedure for online submission of application form & registration is as follows.

5.1. Procedure for MHT-CET 2018 Registration and payment through Debit/Credit Card/Net Banking/e-wallet

A candidate has to first register for MHT -CET 2018 at <http://www.dtemaharashtra.gov.in/mhtcet2018> and only then he / she can make the payment online.

5.1.1. MHT-CET 2018 Registration: In order to register online, the candidate has to visit the website <http://www.dtemaharashtra.gov.in/mhtcet2018> and click "Apply Online"; The MHT-CET 2018 Registration page opens up wherein he/she has to fill-in the online form. The information to be provided includes personal details and uploading of your recent color passport photograph and signature.

5.1.2. Filling of Online Application form: The candidate will be prompted to enter valid personal email id, personal mobile No. and a password along with other required information while filling the online form. Remember the password set. Use this password during the application form filling. An email and SMS will be sent to this registered email id and mobile no. Please quote your Application no. in all future correspondence with MHT- CET Office.

5.1.3. To Upload Photograph and Signature

Please note that all the applicants are required to upload their recent scanned/digital colour photograph and signature. The file size of the Photograph should be between 15 KB to 50 KB and Signature should be between 5KB to 20 KB per file. The online application system will not allow to upload files smaller or larger than the specified size. All Candidates have to upload their **Photograph and Signature** in ".jpg" format only and file name of Photograph and signature should preferably be photo.jpg and sign.jpg respectively.

For Uploading photograph

- Take your recent colour passport size photograph. The picture should be taken against a light/white background. In case the face on the photograph is not clear, your application is liable to be rejected. Candidate should upload such scanned/digital recent colour photograph.
- File size of the Photograph **should be between 15 KB to 50 KB**, otherwise it will not be allowed by the System to upload.
- To reduce the size, crop the image of the passport size photograph in MS Paint or any other Photo Editor.
- Please ensure that only the full face portion is cropped and not the entire photograph.

For Uploading Signature

- The candidate himself/herself should sign (no capital letters) on a white paper with a black ink pen.
- Scan the signature in 200 dpi (dots per inch) scanner resolution settings and the file size **should be between 5 KB to 20 KB** in .jpg format.
- To reduce the size, crop the image of the signature in MS Paint or any other Photo Editor. **Please ensure that only the signature portion is cropped and not the entire A4 paper on which you have signed.**

Once photograph and signature files are uploaded by the candidate successfully, the system will show on the screen **Photograph and Signature that has been uploaded. If these have been correctly uploaded, you should now proceed further to make the online payment.**

To ensure the Photograph and Signature are within specified file size follow the following instructions

- Open the digital or scanned photograph or signature in MS Paint by right clicking the photograph or signature.
- Press Ctrl + W, a window will open which will have an option 'resize by %'. Here enter anything between 10 to 50% and save the file with an extension .jpg.
- Check for the size of the file in 'properties'. If the file size is still not between 15 KB to 50 KB for Photograph and 5 KB to 20 KB, once again open in paint and resize it to bring it to within specified range.
- Repeat this process till the file size is between specified range. Save this file with the file Name as mentioned above as photo.jpg and sign.jpg

5.1.4. MHT-CET 2018 Application Fee Payment: Application form processing fees as stated in the table given below is to be paid through online system **only** by Internet Payment, Credit Card/ Debit Card (RuPay/Visa/MasterCard/Maestro), Internet Banking, IMPS, Cash Cards, etc for which the service charges, as per rules, shall be applicable in addition to the application form processing fees. No other mode of payment shall be permitted. This fee is non-refundable and non-transferable under any circumstances.

For General Category Candidates from Maharashtra State, Outside Maharashtra State (OMS), J & K Migrant candidates	₹ 800/-
For Candidates of Backward Class Categories [SC, ST, VJ/DT-NT(A), NT(B), NT(C), NT(D), OBC, SBC] and Persons with Disability Candidates belonging to Maharashtra State only.	₹ 600/-

5.1.5. Registration Process Completion: On successful payment of the application fee, a confirmation of the same will be displayed online. Candidates shall print the receipt for future references. After successful payment, Candidate shall take the print out of MHT-CET 2018 Registration Confirmation.

5.1.6. Keep a copy of MHT-CET 2018 Application No. & Password: The candidate shall keep a copy of MHT-CET 2018 Registration Confirmation printout. Please quote the MHT-CET 2018 Application No. in all future correspondence.

5.1.7. Download Admit Card: For downloading Admit Card, Candidate should visit the website <http://www.dtemaharashtra.gov.in/mhtcet2018> as per the schedule. Issue of Admit Card is merely an enabling document for appearing at the MHT-CET 2018 and does not imply that the candidate satisfies all the requirements of eligibility conditions of admission.

Important Note:

- An incomplete application form will be rejected. Application form sent by post/courier will be rejected. The candidate shall submit one and only one application form. In case, candidate submits more than one application form. The last submitted online application form along with payment will be treated as valid.
- The email id and mobile number entered in the registration form will be treated as primary contact details and all communications will be sent to the same.
- In case of mail not received in INBOX, also check the Spam / Junk folder.
- Please access emails regularly.

For any support/grievance email to mhtcet@dtemaharashtra.gov.in citing your primary email id or call on (022) 22652261, 22652262 between 10.00 a.m. and 6.00 p.m. on all working days. **Candidates should note that it is mandatory for them to bring the printout of the Admit Card, valid Photo ID proof for identity verification on the day of examination.**

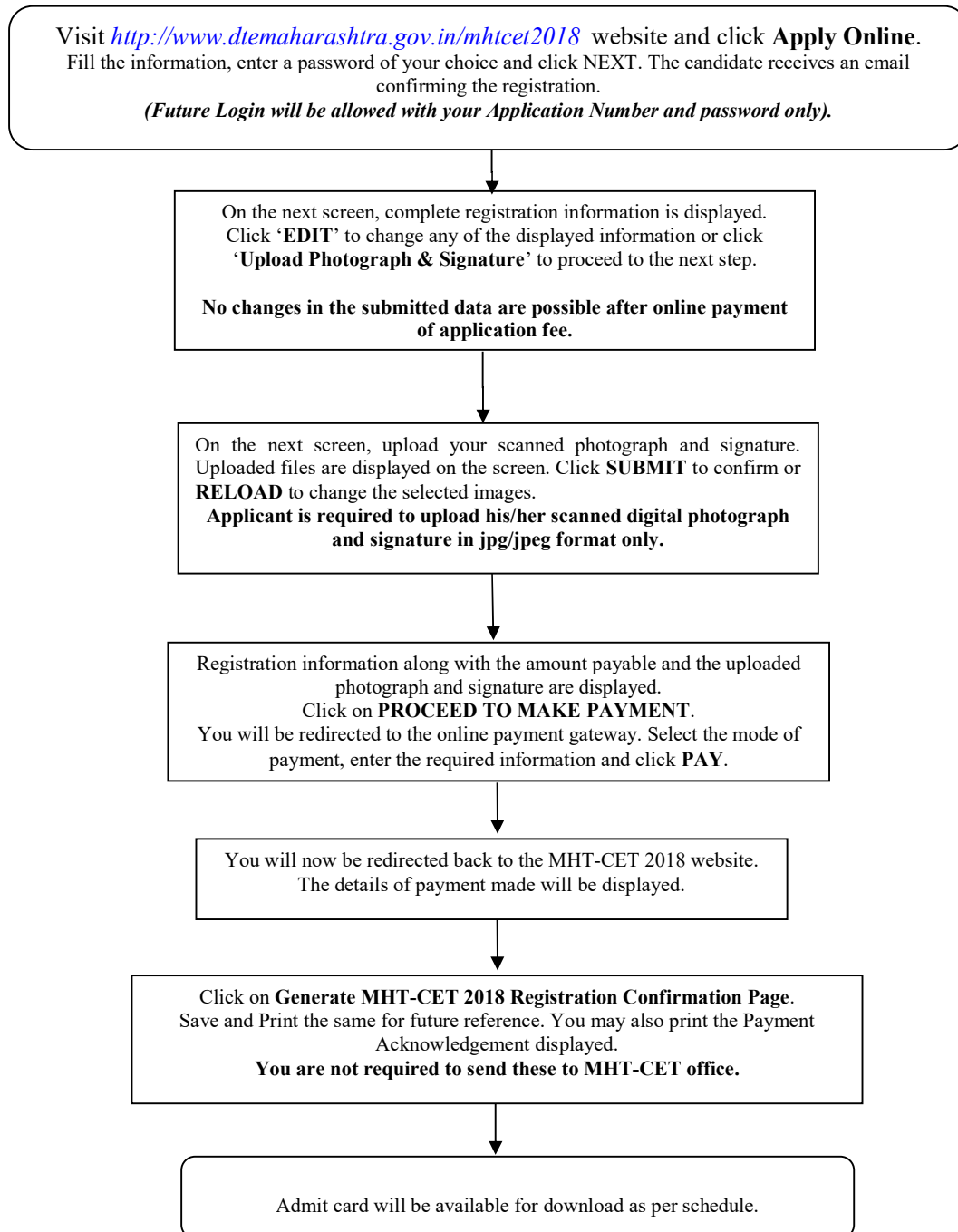
Identity Verification

In the examination hall, the Admit Card along with original of the candidate's photo identity (bearing reasonably the same name as it appears on the Admit Card) such as PAN Card / Indian Passport / Permanent Driving License / Voter's Card / Bank Passbook with Photograph/ Photo identity proof issued by a Gazetted Officer on official letterhead along with photograph / Photo identity proof issued by Fa People's Representative on official letterhead along with photograph / recent Identity Card issued by a recognized School / College/ Aadhaar Card / E-Aadhaar Card with a photograph should be shown to the invigilator for verification. The candidate's identity will be verified with respect to his/her details on the Admit Card, in the Attendance List and requisite documents submitted. If identity of the candidate is in doubt, the candidate may not be allowed to appear for the Examination.

Please note that ***Ration Card and Learning Driving License are not valid ID proof for MHT CET 2018.***

The Person with disability claiming the facility of allotment of extra time and / or scribe should bring all relevant supporting documents and proof of identity for the scribe in the **Proforma A** given in this brochure/ website.

Process Flow Diagram



6. Writer/scribe to the persons with disability candidates:

6.1. The details of applicability of Scribe and/or Extra Time for various types of candidates with Disabilities are given in the following table.

Type of disability	Sub type	Allowed scribe	Allowed extra time
BL/LV	Blind	YES	YES
	Low Vision	YES	YES
OH	One leg affected	Not Required	Not Required
	Both legs affected	Not Required	Not Required
	One arm affected (Dominant Hand)	If opted	If opted
	Both arms affected	YES	YES
Others	Cerebral Palsy	If opted	If opted
	Hearing Impaired	Not required	Not required
	Locomotor Disability (Affecting Writing Speed)	If opted	If opted
	Learning Disability/Dyslexia	If opted	If opted
	Autism	If opted	If opted

These guidelines are subject to change in terms of GOI guidelines/ clarifications, if any, from time to time.

- 6.2. The eligible (Person having not less than 40% disability) Orthopedically Handicapped who are not in a position to write, Blind, Low Vision, persons affected with Cerebral Palsy and Learning Disability/ Dyslexia can avail a scribe / writer for the MHT-CET 2018 Examination.
- 6.3. The scribe / writer shall be arranged by the candidate at the discretion of the candidate at their own cost. The Competent Authority shall not provide scribe / writer to the candidate.
- 6.4. The candidate who wants to avail scribe / writer has to indicate willingness at the time of online submission of application form.
- 6.5. The candidate has to fill the declaration form for scribe/writer in the prescribed format. The format can be downloaded from the online system.
- 6.6. Paste photographs of candidate and the scribe/writer and put signatures and submit this declaration form before reporting to the examination hall on the examination day to the Sub-Center In-charge.
- 6.7. The candidate shall produce the disability certificate in original along with Admit Card to the Sub-Center In-charge at the time of examination.
- 6.8. The candidate availing the facility of scribe / writer shall be given compensatory time of 20 minutes per hour of examination. (30 minutes compensatory time for the one and half hour duration paper)
- 6.9. Low vision candidates shall be given compensatory time of 20 minutes per hour of examination even if not availing the facility of scribe/writer.
- 6.10. Under unavoidable circumstances, the scribe / writer can be changed with the permission of the Sub-Center In-charge of the examination center allotted to the candidate.

7. DECLARATION OF RESULT

The Competent Authority will conduct the examination, evaluate the answer sheets and declare the result. The result will be declared on websites <http://www.dtemaharashtra.gov.in/mhtcet2018> as per the schedule.

- 7.1. Provisional Answer key of each version of question paper & OMR Answer sheet will be made available on website <http://www.dtemaharashtra.gov.in/mhtcet2018> as per

schedule. The OMR Sheet will be available to each candidate after entering Password and Registration ID

- 7.2. The Competent Authority shall invite application for admission and after verification of documents and eligibility, publish the Merit Lists as per the Rules.
- 7.3. The downloadable mark sheet will be made available on website <http://www.dtemaharashtra.gov.in/mhtcet2018> as per schedule.
- 7.4. **While declaring the result, if a Candidate remains Absent in any one of subject in PCM or PCB, then the Total Marks for PCM or PCB will be declared as 'ABS' (Absent) as the case may be.**

8. LEGAL JURISDICTION

All disputes pertaining to the conduct of examination and selection shall fall within the jurisdiction of Courts, at Mumbai only. The Commissioner State CET CELL shall be the legal person in whose name the Government of Maharashtra may sue or may be sued.

9. ACTION AGAINST RAGGING

Maharashtra Prohibition of Ragging Act 1999 and Prevention and Prohibition of Ragging (Appendix 12 published in AICTE Approval Process Handbook 2018-19) and their amendments which may be published from time to time. The Maharashtra Prohibition of Ragging Act 1999 is in effect from 15th May, 1999 has the following provisions for Action against Ragging.

- 9.1. Ragging within or outside of any educational institution is prohibited.
- 9.2. Whosoever directly or indirectly commits, participates in, abets, or propagates ragging within or outside any educational institution shall, on conviction, be punished with imprisonment for a term up to 2 years and / or penalty, which may extend to ten thousand rupees.
- 9.3. Any student convicted of an offence of ragging shall be dismissed from the educational institution and such student shall not be admitted in any other educational institution for a period of five years from the date of order of such dismissal.
- 9.4. Whenever any student or, as the case may be, the parent or guardian or a teacher of an educational institution complains, in writing, of ragging to the head of the educational institution, the head of the educational institution shall, without prejudice to the foregoing provisions, within seven days of the receipt of the complaint, enquire into the matter mentioned in the complaint and if, prima facie, it is found true, suspend the student who is accused of the offence, and shall, immediately forward the complaint to the police station having jurisdiction over the area in which the educational institution is located, for further action. Where, on enquiry by the head of the educational institution, it is found that prima facie there is no substance, in the complaint received; he / she shall intimate the fact, in writing, to the complainant. The decision of the head of the educational institution shall be final.
- 9.5. If the Head of the educational institution fails or neglects to act in the manner specified in section "d" above when a complaint of ragging is made, such person shall be deemed to have abetted the offence and shall, on conviction, be punished as provided for in section "b" above.
- 9.6. Undertaking from the candidate shall be taken while admitting the candidate in the Institute.
- 9.7. Any Acts or its amendments which may be published from time to time by AICTE, Government or Judgments by Hon. Supreme Court of India, Hon. High Court of Bombay etc will be applicable to Candidates and Institutions covered under these rules of admission.
- 9.8. If any of the statement made in application form or any information supplied or any certificate(s) submitted by the candidate in connection with his or her admission is later on at any time, found to be false or incorrect, his or her admission will be cancelled, fees

forfeited and he or she may be expelled from the college by the Principal/Director. An appeal against the order of expulsion, however, may be sent within 7 days to the Director of Technical Education, Maharashtra State, Mumbai, whose decision in such cases will be final. Such candidates are also liable for penal action as per the provisions in the law.

10. CONDUCT AND DISCIPLINE

- 10.1. Failure of the candidate in entering full and correct information in the online application form and/or suppression of any information would lead to disqualification of the candidate for MHT-CET 2018 or even at later date. Such a candidate will be debarred from the examination / entire selection process.
- 10.2. Adopting an unfair means or engaging in malpractice in the examination shall render a candidate liable for punishment under, "Maharashtra Prevention of Malpractices Act, Universities, Board and Other Specified Examination Act, 1982" and disqualify the candidate for MHT-CET 2018 examination.
- 10.3. If any person(s) or officer(s) dealing with the conduct of the MHT-CET 2018 are found engaged in act(s) that would result in the leakage of question paper or attempt to use or help in the use of unfair means in this examination, he/she shall be liable to prosecution under Indian Penal Code.
- 10.4. Any issue not dealt here-in above will be dealt with, when arising, fully and finally by the competent authority. Any amendments made by Government of Maharashtra from time to time will be implemented.

ANNEXURE - A

Divisional Authorities & Districts Under their Jurisdiction

Divisional Authority	Telephone No./ FAX / e-Mail	District Under Jurisdiction
Joint Director, Technical Education Regional Office, World Bank Project Building, Govt. Polytechnic Campus, 49-Kherwadi, Aliyawa Jung Marg, Bandra (East), Mumbai-400051	Phone : 022-26474892,26471619 Fax : 022-26474892,26471619 romumbai@dtmaharashtra.gov.in	Mumbai
		Mumbai Suburban
		Thane
		Palghar
		Raigad
Joint Director, Technical Education Regional Office, 412-E, Shivaji Nagar, Bahirat Patil Chowk, Pune- 411016	Phone : 020-25656234,25678973 Fax : 020-25656234 ropune@dtmaharashtra.gov.in	Pune
		Ahmednagar
		Solapur
		Satara
Director, Walchand College of Engineering, Vishrambag, Sangli - 416 415	Office Phone No-0233-2303433 Fax No-0233-2300831 director@walchandsangli.ac.in	Sangli
		Kolhapur
		Ratnagiri
		Sindhudurga
Joint Director, Technical Education Regional Office, New Polytechnic Area, Post Box No. 217, Samangaon Road, Nashik Road, Nashik - 422101	Phone : 0253-2461479,2460114 Fax : 0253-2455301 ronashik@dtmaharashtra.gov.in	Jalgaon
		Dhule
		Nandurbar
		Nashik
Joint Director, Technical Education Regional Office Station Road, Osmanpura, Near Govt. Polytechnic campus, P.O. Box No.119 Aurangabad-431005	Phone : 0240-2334216(P),2334769 Fax : 0240-2356820 Email: roaurangabad@dtmaharashtra.gov.in	Aurangabad
		Jalna
		Beed
		Osmanabad
Director, Shri Guru Gobind Singhji Institute of Engineering and Technology, Nanded	Phone No:02462-229234 Fax : 02462-229236 director@sggs.ac.in	Nanded
		Parbhani
		Latur
		Hingoli
Joint Director, Technical Education Regional Office, Govt. Polytechnic Campus, Sadar Bazar, Nagpur-440001	Phone: 0712-2565143,2549387 Fax: 0712-2561663 ronagpur@dtmaharashtra.gov.in	Wardha
		Nagpur
		Bhandara
		Gondia
		Chandrapur
		Gadchiroli
Joint Director, Technical Education Regional Office, Govt. Polytechnic Campus, New Cotton Market Road, Sahakarnagar, Amravati-444603	Phone : 0721-2573027 Fax : 0721-2577913 roamravati@dtmaharashtra.gov.in	Buldhana
		Akola
		Washim
		Amravati
		Yavatmal

ANNEXURE - B

DISTRICTS WITH DISTRICT CODE

Divisional Authority	District	Code
Mumbai	Mumbai	11
	Mumbai Suburban	12
	Thane	13
	Palghar	14
	Raigad	15
Pune	Pune	16
	Ahmednagar	17
	Solapur	18
	Satara	19
Sangli	Sangli	20
	Kolhapur	21
	Ratnagiri	22
	Sindhudurga	23
Nashik	Jalgaon	24
	Dhule	25
	Nandurbar	26
	Nashik	27

Divisional Authority	District	Code
Aurangabad	Aurangabad	28
	Jalna	29
	Beed	30
	Osmanabad	31
Nanded	Nanded	32
	Parbhani	33
	Latur	34
	Hingoli	35
Amravati	Buldhana	36
	Akola	37
	Washim	38
	Amravati	39
	Yavatmal	40
Nagpur	Wardha	41
	Nagpur	42
	Bhandara	43
	Gondia	44
	Chandrapur	45
	Gadchiroli	46

Important Instructions - How to Mark in The ‘OMR Answer sheet’

1. Use only BLACK ink ball point pen to darken/mark the appropriate circle.
2. Mark should be dark and should completely fill the circle.
3. Mark/darken only one circle for each entry. The answer once marked is final, any change in the option once marked, done by any method, will amount to a invalid/incorrect response.
4. **A lightly/faintly marked/darkened circle may also be treated as a incorrect/wrong method of marking and may not be read by the Optical Scanner.**
5. Marking should only be done in the space provided.
6. Please do not fold the answer sheet and do not make any stray marks on it.

Marking of Responses:-

There will be four answer options for each question. The candidate will indicate his/her response to the question by darkening the appropriate circle completely with BLACK ink ball point pen.

For example Question No.52 in the Question Paper reads as follows: -

52. Coronary Arteries supply blood to the

- (A) Lung (B) Brain (C) Heart (D) Intestine

The correct answer is ‘C’ Heart. The candidate will locate the place for response to Q.no.52 in the OMR Answer sheet and darken the circle where the option ‘C’ is printed as shown below :-

52. A B C D

Candidate should not use any other method for answering i.e. Half circle, dot, tick mark, cross etc. This may not be read by the scanner.

CHANGING AN ANSWER IS NOT ALLOWED

The candidates must fully satisfy themselves about the accuracy of the answer before darkening the appropriate circle, as no change in the Answer once marked is allowed. The answer once marked is final, any change in the option once marked, done by any method, will amount to a invalid/incorrect response.

Specimen Copy of MHT-CET 2018 front page of a Question Booklet

MHT-CET 2018
Subject: Paper I:-Mathematics

Question Booklet Version	Roll No.	Question Booklet Sr. No.								
(Write this number on your Answer Sheet)	Answer Sheet No.	(Write this number on your Answer Sheet)								
	<table border="1" style="width: 100%; height: 20px;"> <tr> <td style="width: 12.5%;"></td> <td style="width: 12.5%;"></td> <td style="width: 12.5%;"></td> <td style="width: 12.5%;"></td> <td style="width: 12.5%;"></td> <td style="width: 12.5%;"></td> <td style="width: 12.5%;"></td> <td style="width: 12.5%;"></td> </tr> </table>									

Duration: 1 hour 30 Minutes.

Total Marks: 100

This is to certify that, the entries of Roll Number and Answer Sheet Number have been correctly written and verified.

Candidate's Signature

Invigilator's Signature

Instructions to Candidates

1. This question booklet contains 50 Objective Type Questions (Single Best Response Type) in the subject of Mathematics.
2. The question paper and OMR (Optical Mark Reader) Answer Sheet are issued to examinees separately at the beginning of the examination session.
3. Choice and sequence for attempting questions will be as per the convenience of the candidate.
4. Candidate should carefully read the instructions printed on the Question Booklet and Answer Sheet and make the correct entries on the Answer Sheet. As Answer Sheets are designed to suit the OPTICAL MARK READER (OMR) SYSTEM, special care should be taken to mark the appropriate entries/ answers correctly. Special care should be taken to fill QUESTION BOOKLET VERSION, SERIAL No. and Roll No. accurately. The correctness of entries has to be cross-checked by the invigilators. **The candidate must sign on the Answer Sheet and Question Booklet.**
5. Read each question carefully.
6. Determine the correct answer from out of the four available options given for each question.
7. Fill the appropriate circle completely like this ●, for answering the particular question, with Black ink ball point pen only, in the OMR Answer Sheet.
8. Each answer with correct response shall be awarded **Two (2) marks**. There is **no Negative Marking**. If the examinee has marked two or more answers or has done scratching and overwriting in the Answer Sheet in response to any question, or has marked the circle inappropriately e.g. half circle, dot, tick mark, cross etc., mark/s shall NOT be awarded for such answer/s, as these may not be read by the scanner. Answer sheet of each candidate will be evaluated by computerized scanning method only (Optical Mark Reader) and there will not be any manual checking during evaluation or verification.
9. Use of whitener or any other material to erase/hide the circle once filled is not permitted. Avoid overwriting and/or striking of answers once marked.
10. Rough work should be done only on the blank space provided on the Question Booklet. **Rough work should not be done on the Answer Sheet.**
11. The required mathematical tables (Log etc.) are provided within the question booklet.
12. Immediately after the prescribed examination time is over, the Answer Sheet is to be returned to the Invigilator. Confirm that both the Candidate and Invigilator have signed on question booklet and Answer sheet.
13. No candidate is allowed to leave the examination hall till the examination session is over.

MHT-CET 2018

OMR ANSWER SHEET-MATHEMATICS
(USE BLACK BALL POINT PEN ONLY)

SIDE 1

INSTRUCTIONS FOR MARKING ON SIDE 1

Method of writing MHT-CET Roll Number in words:-

for e.g. 1216687 should be written as follows:- One, Two, One, Six, Six, Eight, Seven.

MHT-CET Roll Number (In Numerals):

MHT-CET Roll Number (In Words): _____

Question Booklet Version (In Numerals):

Question Booklet Version (In Words): _____

Question Booklet Serial No. (In Numerals):

Question Booklet Serial No. (In Words): _____

INSTRUCTIONS FOR MARKING ON SIDE 2

- 1) Use Black Ball point pen to shade the appropriate circle completely.
- 2) Darken ONLY ONE CIRCLE for answering each question.
- 3) Answer once shaded is Final. No Change is permitted.
- 4) Please do not make any stray mark on the answer sheet. Rough work must not be done on the answer sheet.
- 5) Use Space on Question paper provided for rough work.
- 6) Example: (A) (B) (C) (D) where (C) is the correct response. Any other partial or "X" or "✓" as below, may not get captured by the scanner.

INCORRECT METHODS ❌

- १) उत्तरासाठी योग्य वर्तुळ काळ्या बॉलपेनने संपूर्ण करावे,
 - २) प्रत्येक प्रश्नाच्या उत्तरासाठी केवळ एकच वर्तुळ करावे,
 - ३) एकदा दिलेले उत्तर अंतीम राहिल, त्यात कोणताही बदल करता येणार नाही,
 - ४) उत्तरपत्रिकेवर इतरत्र कोठेही कोणतीही खुण करू नये.
 - ५) कच्चे काम उत्तरपत्रिकेवर करू नये, त्यासाठी प्रश्नपत्रिकेतील विहित जागा वापरावी.
 - ६) उदाहरण: (A) (B) (C) (D) योग्य (C) प्रतिसाद असते. इतर कोणत्याही आंशिक किंवा "X" किंवा "✓" खाली म्हणून, कदाचित नाही स्कॅनर द्वारे मिळविले.
- चूकीची पद्धत ❌

EXAMPLES - HOW TO FILL AND MARK ON SIDE - 2

खालील माहिती फक्त नमुन्यासाठी दिलेली आहे.

If your MHT-CET Roll Number is MB-1216687 fill in as shown below:

MM	1	2	1	6	6	8	7
	0	0	0	0	0	0	0
MB	●	1	●	1	1	1	1
	2	●	2	2	2	2	2
MM	3	3	3	3	3	3	3
	4	4	4	4	4	4	4
	5	5	5	5	5	5	5
	6	6	6	●	6	6	6
	7	7	7	7	7	7	●
	8	8	8	8	8	●	8
	9	9	9	9	9	9	9

If your Question Booklet Version is 22 fill in as shown below:

2	2
11	○
22	●
33	○
44	○

If your Question Booklet Serial No. is 8524865 fill in as shown below:

8	5	2	4	8	6	5
0	0	0	0	0	0	0
1	1	1	1	1	1	1
2	2	●	2	2	2	2
3	3	3	3	3	3	3
4	4	4	●	4	4	4
5	●	5	5	5	5	●
6	6	6	6	6	●	6
7	7	7	7	7	7	7
●	8	8	8	8	8	8
9	9	9	9	9	9	9

If your Response to Question No. 52 is (B), Please mark as shown below:

Q.No.	Response
52.	(A) (●) (C) (D)

NOTE: THIS IS AN EXAMPLE ONLY. DO NOT COPY THE SAME NUMBER ON YOUR ANSWER SHEET.

■ SIDE 2

MHT-CET 2018 ROLL NUMBER	QUESTION BOOKLET VERSION	QUESTION BOOKLET SERIAL NO.																																																																																																																																																																				
<table border="1" style="width: 100%; border-collapse: collapse;"> <tr><td style="width: 20px; height: 20px;"></td><td style="width: 20px; height: 20px;"></td><td style="width: 20px; height: 20px;"></td><td style="width: 20px; height: 20px;"></td><td style="width: 20px; height: 20px;"></td><td style="width: 20px; height: 20px;"></td><td style="width: 20px; height: 20px;"></td></tr> <tr><td>0</td><td>0</td><td>0</td><td>0</td><td>0</td><td>0</td><td>0</td></tr> <tr><td>1</td><td>1</td><td>1</td><td>1</td><td>1</td><td>1</td><td>1</td></tr> <tr><td>2</td><td>2</td><td>2</td><td>2</td><td>2</td><td>2</td><td>2</td></tr> <tr><td>3</td><td>3</td><td>3</td><td>3</td><td>3</td><td>3</td><td>3</td></tr> <tr><td>4</td><td>4</td><td>4</td><td>4</td><td>4</td><td>4</td><td>4</td></tr> <tr><td>5</td><td>5</td><td>5</td><td>5</td><td>5</td><td>5</td><td>5</td></tr> <tr><td>6</td><td>6</td><td>6</td><td>6</td><td>6</td><td>6</td><td>6</td></tr> <tr><td>7</td><td>7</td><td>7</td><td>7</td><td>7</td><td>7</td><td>7</td></tr> <tr><td>8</td><td>8</td><td>8</td><td>8</td><td>8</td><td>8</td><td>8</td></tr> <tr><td>9</td><td>9</td><td>9</td><td>9</td><td>9</td><td>9</td><td>9</td></tr> </table>								0	0	0	0	0	0	0	1	1	1	1	1	1	1	2	2	2	2	2	2	2	3	3	3	3	3	3	3	4	4	4	4	4	4	4	5	5	5	5	5	5	5	6	6	6	6	6	6	6	7	7	7	7	7	7	7	8	8	8	8	8	8	8	9	9	9	9	9	9	9	<table border="1" style="width: 100%; border-collapse: collapse;"> <tr><td style="width: 20px; height: 20px;"></td><td style="width: 20px; height: 20px;"></td></tr> <tr><td>11</td><td><input type="radio"/></td></tr> <tr><td>22</td><td><input type="radio"/></td></tr> <tr><td>33</td><td><input type="radio"/></td></tr> <tr><td>44</td><td><input type="radio"/></td></tr> </table>			11	<input type="radio"/>	22	<input type="radio"/>	33	<input type="radio"/>	44	<input type="radio"/>	<table border="1" style="width: 100%; border-collapse: collapse;"> <tr><td style="width: 20px; height: 20px;"></td><td style="width: 20px; height: 20px;"></td><td style="width: 20px; height: 20px;"></td><td style="width: 20px; height: 20px;"></td><td style="width: 20px; height: 20px;"></td><td style="width: 20px; height: 20px;"></td><td style="width: 20px; height: 20px;"></td></tr> <tr><td>0</td><td>0</td><td>0</td><td>0</td><td>0</td><td>0</td><td>0</td></tr> <tr><td>1</td><td>1</td><td>1</td><td>1</td><td>1</td><td>1</td><td>1</td></tr> <tr><td>2</td><td>2</td><td>2</td><td>2</td><td>2</td><td>2</td><td>2</td></tr> <tr><td>3</td><td>3</td><td>3</td><td>3</td><td>3</td><td>3</td><td>3</td></tr> <tr><td>4</td><td>4</td><td>4</td><td>4</td><td>4</td><td>4</td><td>4</td></tr> <tr><td>5</td><td>5</td><td>5</td><td>5</td><td>5</td><td>5</td><td>5</td></tr> <tr><td>6</td><td>6</td><td>6</td><td>6</td><td>6</td><td>6</td><td>6</td></tr> <tr><td>7</td><td>7</td><td>7</td><td>7</td><td>7</td><td>7</td><td>7</td></tr> <tr><td>8</td><td>8</td><td>8</td><td>8</td><td>8</td><td>8</td><td>8</td></tr> <tr><td>9</td><td>9</td><td>9</td><td>9</td><td>9</td><td>9</td><td>9</td></tr> </table>								0	0	0	0	0	0	0	1	1	1	1	1	1	1	2	2	2	2	2	2	2	3	3	3	3	3	3	3	4	4	4	4	4	4	4	5	5	5	5	5	5	5	6	6	6	6	6	6	6	7	7	7	7	7	7	7	8	8	8	8	8	8	8	9	9	9	9	9	9	9
0	0	0	0	0	0	0																																																																																																																																																																
1	1	1	1	1	1	1																																																																																																																																																																
2	2	2	2	2	2	2																																																																																																																																																																
3	3	3	3	3	3	3																																																																																																																																																																
4	4	4	4	4	4	4																																																																																																																																																																
5	5	5	5	5	5	5																																																																																																																																																																
6	6	6	6	6	6	6																																																																																																																																																																
7	7	7	7	7	7	7																																																																																																																																																																
8	8	8	8	8	8	8																																																																																																																																																																
9	9	9	9	9	9	9																																																																																																																																																																
11	<input type="radio"/>																																																																																																																																																																					
22	<input type="radio"/>																																																																																																																																																																					
33	<input type="radio"/>																																																																																																																																																																					
44	<input type="radio"/>																																																																																																																																																																					
0	0	0	0	0	0	0																																																																																																																																																																
1	1	1	1	1	1	1																																																																																																																																																																
2	2	2	2	2	2	2																																																																																																																																																																
3	3	3	3	3	3	3																																																																																																																																																																
4	4	4	4	4	4	4																																																																																																																																																																
5	5	5	5	5	5	5																																																																																																																																																																
6	6	6	6	6	6	6																																																																																																																																																																
7	7	7	7	7	7	7																																																																																																																																																																
8	8	8	8	8	8	8																																																																																																																																																																
9	9	9	9	9	9	9																																																																																																																																																																


FOR MATHEMATICS

Q.No.							
1	A	B	C	D			
2	A	B	C	D			
3	A	B	C	D			
4	A	B	C	D			
5	A	B	C	D			
6	A	B	C	D			
7	A	B	C	D			
8	A	B	C	D			
9	A	B	C	D			
10	A	B	C	D			
11	A	B	C	D			
12	A	B	C	D			
13	A	B	C	D			
14	A	B	C	D			
15	A	B	C	D			
16	A	B	C	D			
17	A	B	C	D			
18	A	B	C	D			
19	A	B	C	D			
20	A	B	C	D			
21	A	B	C	D			
22	A	B	C	D			
23	A	B	C	D			
24	A	B	C	D			
25	A	B	C	D			
26	A	B	C	D			
27	A	B	C	D			
28	A	B	C	D			
29	A	B	C	D			
30	A	B	C	D			
31	A	B	C	D			
32	A	B	C	D			
33	A	B	C	D			
34	A	B	C	D			
35	A	B	C	D			
36	A	B	C	D			
37	A	B	C	D			
38	A	B	C	D			
39	A	B	C	D			
40	A	B	C	D			
41	A	B	C	D			
42	A	B	C	D			
43	A	B	C	D			
44	A	B	C	D			
45	A	B	C	D			
46	A	B	C	D			
47	A	B	C	D			
48	A	B	C	D			
49	A	B	C	D			
50	A	B	C	D			

SIGNATURE OF THE CANDIDATE
(with date)

IMPORTANT INSTRUCTION : Before Signing please
make sure that the candidate has filled his MHT-CET
Roll No., Question Booklet Version & Question Booklet
Serial No. correctly.

SIGNATURE OF THE INVIGILATOR
(with date)



Answer Sheet Number

1 2 3 4 5 6

Specimen Copy of MHT-CET 2018 front page of a Question Booklet

MHT-CET 2018										
Subjects: Paper II: Physics & Chemistry										
Question Booklet Version	Roll No.	Question Booklet Sr. No.								
(Write this number on your Answer Sheet)	Answer Sheet No.	(Write this number on your Answer Sheet)								
	<table border="1" style="width: 100%; border-collapse: collapse;"> <tr> <td style="width: 12.5%; height: 20px;"></td> <td style="width: 12.5%; height: 20px;"></td> <td style="width: 12.5%; height: 20px;"></td> <td style="width: 12.5%; height: 20px;"></td> <td style="width: 12.5%; height: 20px;"></td> <td style="width: 12.5%; height: 20px;"></td> <td style="width: 12.5%; height: 20px;"></td> <td style="width: 12.5%; height: 20px;"></td> </tr> </table>									

Duration: 1 hour 30 Minutes.

Total Marks: 100

This is to certify that, the entries of Roll Number and Answer Sheet Number have been correctly written and verified.

*Candidate's Signature**Invigilator's Signature***Instructions to Candidates**

1. This question booklet contains 100 Objective Type Questions (Single Best Response Type) in the subjects of Physics (50) and Chemistry (50).
2. The question paper and OMR (Optical Mark Reader) Answer Sheet are issued to examinees separately at the beginning of the examination session.
3. Choice and sequence for attempting questions will be as per the convenience of the candidate.
4. Candidate should carefully read the instructions printed on the Question Booklet and Answer Sheet and make the correct entries on the Answer Sheet. As Answer Sheets are designed to suit the OPTICAL MARK READER (OMR) SYSTEM, special care should be taken to mark the appropriate entries/answers correctly. Special care should be taken to fill QUESTION BOOKLET VERSION, SERIAL No. and Roll No. accurately. The correctness of entries has to be cross-checked by the invigilators. **The candidate must sign on the Answer Sheet and Question Booklet.**
5. Read each question carefully.
6. Determine the correct answer from out of the four available options given for each question.
7. Fill the appropriate circle completely like this ●, for answering the particular question, with Black ink ball point pen only, in the OMR Answer Sheet.
8. Each answer with correct response shall be awarded **One (1) mark**. There is **no Negative Marking**. If the examinee has marked two or more answers or has done scratching and overwriting in the Answer Sheet in response to any question, or has marked the circle inappropriately e.g. half circle, dot, tick mark, cross etc., mark/s shall NOT be awarded for such answer/s, as these may not be read by the scanner. Answer sheet of each candidate will be evaluated by computerized scanning method only (Optical Mark Reader) and there will not be any manual checking during evaluation or verification.
9. Use of whitener or any other material to erase/hide the circle once filled is not permitted. Avoid overwriting and/or striking of answers once marked
10. Rough work should be done only on the blank space provided on the Question Booklet. **Rough work should not be done on the Answer Sheet.**
11. The required mathematical tables (Log etc.) are provided within the question booklet.
12. Immediately after the prescribed examination time is over, the Answer Sheet is to be returned to the Invigilator. Confirm that both the Candidate and Invigilator have signed on question booklet and Answer sheet.
13. No candidate is allowed to leave the examination hall till the examination session is over.

OMR Front Side - Specimen Copy

MHT-CET 2018

OMR ANSWER SHEET-PHYSICS AND CHEMISTRY
(USE BLACK BALL POINT PEN ONLY)

Answer Sheet Number

SIDE 1

INSTRUCTIONS FOR MARKING ON SIDE 1

Method of writing MHT-CET Roll Number in words:-
for e.g. 1026956 should be written as follows:- One, Zero, Two, Six, Nine, Five, Six.

MHT-CET Roll Number (In Numerals):

MHT-CET Roll Number (In Words): _____

Question Booklet Version (In Numerals):

Question Booklet Version (In Words): _____

Question Booklet Serial No. (In Numerals):

Question Booklet Serial No. (In Words): _____

INSTRUCTIONS FOR MARKING ON SIDE 2

- | | |
|---|---|
| <p>1) Use Black Ball point pen to shade the appropriate circle completely.</p> <p>2) Darken ONLY ONE CIRCLE for answering each question.</p> <p>3) Answer once shaded is Final. No Change is permitted.</p> <p>4) Please do not make any stray mark on the answer sheet.
Rough work must not be done on the answer sheet.</p> <p>5) Use Space on Question paper provided for rough work.</p> <p>6) Mark your answers like this:</p> <p>CORRECT METHOD</p> <p>(A) (B) (C) (D)</p> <p>WRONG METHOD</p> <p>(X) (✓) (●) (○)</p> | <p>१) उत्तरसाठी योग्य वर्तुळ काळ्या बॉलपेनने संपूर्ण भरावे.</p> <p>२) प्रत्येक प्रश्नाच्या उत्तरसाठी केवळ एक वर्तुळ भरावे.</p> <p>३) एकदा दिलेले उत्तर अंतीम राहिल. त्यात कोणताही बदल करता येणार नाही.</p> <p>४) उत्तरपत्रिकेवर ह्याच कोडेची नोंद घ्यावी ही खुण नसू नये.</p> <p>५) कच्चे काम उत्तरपत्रिकेवर करू नये. त्यासाठी प्रश्नपत्रिकेतून विहीत जागा वापरावी.</p> <p>६) उत्तरसाठी वर्तुळ असे भरावे.</p> <p>बोथ पद्धत</p> <p>(A) (B) (C) (D)</p> <p>चूकीची पद्धत</p> <p>(X) (✓) (●) (○)</p> |
|---|---|

EXAMPLES - HOW TO FILL AND MARK ON SIDE - 2

खालील माहिती फक्त नमुन्यासाठी दिलेली आहे.

<p>If your MHT-CET Roll Number is MB-1026956 fill in as shown below:</p> <table border="1"> <tr> <td>MB</td> <td>1</td> <td>0</td> <td>2</td> <td>6</td> <td>9</td> <td>5</td> <td>6</td> </tr> <tr> <td></td> <td>○</td> <td>●</td> <td>○</td> <td>○</td> <td>○</td> <td>○</td> <td>○</td> </tr> <tr> <td>MB</td> <td>●</td> <td>○</td> <td>○</td> <td>○</td> <td>○</td> <td>○</td> <td>○</td> </tr> <tr> <td></td> <td>○</td> <td>○</td> <td>○</td> <td>○</td> <td>○</td> <td>○</td> <td>○</td> </tr> <tr> <td>BB</td> <td>○</td> <td>○</td> <td>○</td> <td>○</td> <td>○</td> <td>○</td> <td>○</td> </tr> <tr> <td></td> <td>○</td> <td>○</td> <td>○</td> <td>○</td> <td>○</td> <td>○</td> <td>○</td> </tr> <tr> <td>MM</td> <td>○</td> <td>○</td> <td>○</td> <td>○</td> <td>○</td> <td>○</td> <td>○</td> </tr> <tr> <td></td> <td>○</td> <td>○</td> <td>○</td> <td>○</td> <td>○</td> <td>○</td> <td>○</td> </tr> <tr> <td></td> <td>○</td> <td>○</td> <td>○</td> <td>○</td> <td>○</td> <td>○</td> <td>○</td> </tr> <tr> <td></td> <td>○</td> <td>○</td> <td>○</td> <td>○</td> <td>○</td> <td>○</td> <td>○</td> </tr> </table>	MB	1	0	2	6	9	5	6		○	●	○	○	○	○	○	MB	●	○	○	○	○	○	○		○	○	○	○	○	○	○	BB	○	○	○	○	○	○	○		○	○	○	○	○	○	○	MM	○	○	○	○	○	○	○		○	○	○	○	○	○	○		○	○	○	○	○	○	○		○	○	○	○	○	○	○	<p>If your Question Booklet Version is 33 fill in as shown below:</p> <table border="1"> <tr> <td>3</td> <td>3</td> </tr> <tr> <td>○</td> <td>○</td> </tr> <tr> <td>○</td> <td>○</td> </tr> <tr> <td>○</td> <td>○</td> </tr> <tr> <td>○</td> <td>○</td> </tr> <tr> <td>○</td> <td>○</td> </tr> <tr> <td>○</td> <td>○</td> </tr> <tr> <td>○</td> <td>○</td> </tr> <tr> <td>○</td> <td>○</td> </tr> <tr> <td>○</td> <td>○</td> </tr> </table>	3	3	○	○	○	○	○	○	○	○	○	○	○	○	○	○	○	○	○	○	<p>If your Question Booklet Serial No. is 934567 fill in as shown below:</p> <table border="1"> <tr> <td>9</td> <td>3</td> <td>4</td> <td>5</td> <td>6</td> <td>7</td> </tr> <tr> <td>○</td> <td>○</td> <td>○</td> <td>○</td> <td>○</td> <td>○</td> </tr> <tr> <td>○</td> <td>○</td> <td>○</td> <td>○</td> <td>○</td> <td>○</td> </tr> <tr> <td>○</td> <td>○</td> <td>○</td> <td>○</td> <td>○</td> <td>○</td> </tr> <tr> <td>○</td> <td>○</td> <td>○</td> <td>○</td> <td>○</td> <td>○</td> </tr> <tr> <td>○</td> <td>○</td> <td>○</td> <td>○</td> <td>○</td> <td>○</td> </tr> <tr> <td>○</td> <td>○</td> <td>○</td> <td>○</td> <td>○</td> <td>○</td> </tr> <tr> <td>○</td> <td>○</td> <td>○</td> <td>○</td> <td>○</td> <td>○</td> </tr> <tr> <td>○</td> <td>○</td> <td>○</td> <td>○</td> <td>○</td> <td>○</td> </tr> <tr> <td>○</td> <td>○</td> <td>○</td> <td>○</td> <td>○</td> <td>○</td> </tr> <tr> <td>○</td> <td>○</td> <td>○</td> <td>○</td> <td>○</td> <td>○</td> </tr> </table>	9	3	4	5	6	7	○	○	○	○	○	○	○	○	○	○	○	○	○	○	○	○	○	○	○	○	○	○	○	○	○	○	○	○	○	○	○	○	○	○	○	○	○	○	○	○	○	○	○	○	○	○	○	○	○	○	○	○	○	○	○	○	○	○	○	○	<p>If your Response to Question No. 57 is (C), Please mark as shown below:</p> <table border="1"> <tr> <td>Q.No.</td> <td>Response</td> </tr> <tr> <td>57.</td> <td>(A) (B) (C) (D)</td> </tr> <tr> <td></td> <td>○ ○ ● ○</td> </tr> </table>	Q.No.	Response	57.	(A) (B) (C) (D)		○ ○ ● ○
MB	1	0	2	6	9	5	6																																																																																																																																																																								
	○	●	○	○	○	○	○																																																																																																																																																																								
MB	●	○	○	○	○	○	○																																																																																																																																																																								
	○	○	○	○	○	○	○																																																																																																																																																																								
BB	○	○	○	○	○	○	○																																																																																																																																																																								
	○	○	○	○	○	○	○																																																																																																																																																																								
MM	○	○	○	○	○	○	○																																																																																																																																																																								
	○	○	○	○	○	○	○																																																																																																																																																																								
	○	○	○	○	○	○	○																																																																																																																																																																								
	○	○	○	○	○	○	○																																																																																																																																																																								
3	3																																																																																																																																																																														
○	○																																																																																																																																																																														
○	○																																																																																																																																																																														
○	○																																																																																																																																																																														
○	○																																																																																																																																																																														
○	○																																																																																																																																																																														
○	○																																																																																																																																																																														
○	○																																																																																																																																																																														
○	○																																																																																																																																																																														
○	○																																																																																																																																																																														
9	3	4	5	6	7																																																																																																																																																																										
○	○	○	○	○	○																																																																																																																																																																										
○	○	○	○	○	○																																																																																																																																																																										
○	○	○	○	○	○																																																																																																																																																																										
○	○	○	○	○	○																																																																																																																																																																										
○	○	○	○	○	○																																																																																																																																																																										
○	○	○	○	○	○																																																																																																																																																																										
○	○	○	○	○	○																																																																																																																																																																										
○	○	○	○	○	○																																																																																																																																																																										
○	○	○	○	○	○																																																																																																																																																																										
○	○	○	○	○	○																																																																																																																																																																										
Q.No.	Response																																																																																																																																																																														
57.	(A) (B) (C) (D)																																																																																																																																																																														
	○ ○ ● ○																																																																																																																																																																														

NOTE: THIS IS AN EXAMPLE ONLY. DO NOT COPY THE SAME NUMBER ON YOUR ANSWER SHEET.

OMR Backside - Specimen Copy

SIDE 2

MHT-CET 2018 ROLL NUMBER								QUESTION BOOKLET VERSION		QUESTION BOOKLET SERIAL NO.					
MB	<input type="radio"/>	0	0	0	0	0	0			0	0	0	0	0	0
		1	1	1	1	1	1			1	1	1	1	1	1
		2	2	2	2	2	2	11	<input type="radio"/>	2	2	2	2	2	2
		3	3	3	3	3	3	22	<input type="radio"/>	3	3	3	3	3	3
BB	<input type="radio"/>	4	4	4	4	4	4			4	4	4	4	4	4
		5	5	5	5	5	5	33	<input type="radio"/>	5	5	5	5	5	5
		6	6	6	6	6	6			6	6	6	6	6	6
MM	<input type="radio"/>	7	7	7	7	7	7	44	<input type="radio"/>	7	7	7	7	7	7
		8	8	8	8	8	8			8	8	8	8	8	8
		9	9	9	9	9	9			9	9	9	9	9	9


FOR PHYSICS & CHEMISTRY

Q.No.		Q.No.		Q.No.		Q.No.	
1	A B C D	26	A B C D	51	A B C D	76	A B C D
2	A B C D	27	A B C D	52	A B C D	77	A B C D
3	A B C D	28	A B C D	53	A B C D	78	A B C D
4	A B C D	29	A B C D	54	A B C D	79	A B C D
5	A B C D	30	A B C D	55	A B C D	80	A B C D
6	A B C D	31	A B C D	56	A B C D	81	A B C D
7	A B C D	32	A B C D	57	A B C D	82	A B C D
8	A B C D	33	A B C D	58	A B C D	83	A B C D
9	A B C D	34	A B C D	59	A B C D	84	A B C D
10	A B C D	35	A B C D	60	A B C D	85	A B C D
11	A B C D	36	A B C D	61	A B C D	86	A B C D
12	A B C D	37	A B C D	62	A B C D	87	A B C D
13	A B C D	38	A B C D	63	A B C D	88	A B C D
14	A B C D	39	A B C D	64	A B C D	89	A B C D
15	A B C D	40	A B C D	65	A B C D	90	A B C D
16	A B C D	41	A B C D	66	A B C D	91	A B C D
17	A B C D	42	A B C D	67	A B C D	92	A B C D
18	A B C D	43	A B C D	68	A B C D	93	A B C D
19	A B C D	44	A B C D	69	A B C D	94	A B C D
20	A B C D	45	A B C D	70	A B C D	95	A B C D
21	A B C D	46	A B C D	71	A B C D	96	A B C D
22	A B C D	47	A B C D	72	A B C D	97	A B C D
23	A B C D	48	A B C D	73	A B C D	98	A B C D
24	A B C D	49	A B C D	74	A B C D	99	A B C D
25	A B C D	50	A B C D	75	A B C D	100	A B C D

SIGNATURE OF THE CANDIDATE
(with date)

IMPORTANT INSTRUCTION: Before Signing please make sure that the candidate has filled his MHT-CET Roll No., Question Booklet Version & Question Booklet Serial No. correctly.

SIGNATURE OF THE INVIGILATOR
(with date)



Answer Sheet Number **1 2 3 4 5 6**

Specimen Copy of MHT-CET 2018 front page of a Question Booklet

MHT-CET 2018

Subject: Paper III: Biology

Question Booklet Version	Roll No.	Question Booklet Sr. No.								
(Write this number on your Answer Sheet)	Answer Sheet No.	(Write this number on your Answer Sheet)								
	<table border="1" style="width: 100%; height: 20px;"> <tr> <td style="width: 12.5%;"></td> <td style="width: 12.5%;"></td> <td style="width: 12.5%;"></td> <td style="width: 12.5%;"></td> <td style="width: 12.5%;"></td> <td style="width: 12.5%;"></td> <td style="width: 12.5%;"></td> <td style="width: 12.5%;"></td> </tr> </table>									

Duration: 1 hour 30 Minutes.

Total Marks: 100

This is to certify that, the entries of Roll Number and Answer Sheet Number have been correctly written and verified.

Candidate's Signature

Invigilator's Signature

Instructions to Candidates

1. This question booklet contains 100 Objective Type Questions (Single Best Response Type) in the subjects of Biology.
2. The question paper and OMR (Optical Mark Reader) Answer Sheet are issued to examinees separately at the beginning of the examination session.
3. Choice and sequence for attempting questions will be as per the convenience of the candidate.
4. Candidate should carefully read the instructions printed on the Question Booklet and Answer Sheet and make the correct entries on the Answer Sheet. As Answer Sheets are designed to suit the OPTICAL MARK READER (OMR) SYSTEM, special care should be taken to mark the appropriate entries/answers correctly. Special care should be taken to fill QUESTION BOOKLET VERSION, SERIAL No. and Roll No. accurately. The correctness of entries has to be cross-checked by the invigilators. **The candidate must sign on the Answer Sheet and Question Booklet.**
5. Read each question carefully.
6. Determine the correct answer from out of the four available options given for each question.
7. Fill the appropriate circle completely like this ●, for answering the particular question, with Black ink ball point pen only, in the OMR Answer Sheet.
8. Each answer with correct response shall be awarded **One (1) mark**. There is **no Negative Marking**. If the examinee has marked two or more answers or has done scratching and overwriting in the Answer Sheet in response to any question, or has marked the circle inappropriately e.g. half circle, dot, tick mark, cross etc., mark/s shall NOT be awarded for such answer/s, as these may not be read by the scanner. Answer sheet of each candidate will be evaluated by computerized scanning method only (Optical Mark Reader) and there will not be any manual checking during evaluation or verification.
9. Use of whitener or any other material to erase/hide the circle once filled is not permitted. Avoid overwriting and/or striking of answers once marked
10. Rough work should be done only on the blank space provided on the Question Booklet. **Rough work should not be done on the Answer Sheet.**
11. Immediately after the prescribed examination time is over, the Answer Sheet is to be returned to the Invigilator. Confirm that both the Candidate and Invigilator have signed on question booklet and Answer sheet.
12. No candidate is allowed to leave the examination hall till the examination session is over.

MHT-CET 2018

OMR ANSWER SHEET-BIOLOGY
(USE BLACK BALL POINT PEN ONLY)

SIDE 1

INSTRUCTIONS FOR MARKING ON SIDE 1

Method of writing MHT-CET Roll Number in words:-
for e.g. 1186942 should be written as follows:- **One, One, Eight, Six, Nine, Four, Two.**

MHT-CET Roll Number (In Numerals):

MHT-CET Roll Number (In Words): _____

Question Booklet Version (In Numerals):

Question Booklet Version (In Words): _____

Question Booklet Serial No. (In Numerals):

Question Booklet Serial No. (In Words): _____

INSTRUCTIONS FOR MARKING ON SIDE 2

- | | |
|---|--|
| <p>1) Use Black Ball point pen to shade the appropriate circle completely.</p> <p>2) Darken ONLY ONE CIRCLE for answering each question.</p> <p>3) Answer once shaded is Final. No Change is permitted.</p> <p>4) Please do not make any stray mark on the answer sheet. Rough work must not be done on the answer sheet.</p> <p>5) Use Space on Question paper provided for rough work.</p> <p>6) Example: (A) (B) (C) (D) where (C) is the correct response. Any other partial or "X" or "✓" as below, may not get captured by the scanner.</p> <p>INCORRECT METHODS ✗ ✗ ✗ ✗</p> | <p>१) उत्तरासाठी योग्य वर्तुळ काढ्या बॉलपेनने संपूर्ण करावे,</p> <p>२) प्रत्येक प्रश्नाच्या उत्तरासाठी केवळ एकच वर्तुळ करावे,</p> <p>३) एकदा दिलेले उत्तर अंतीम राहिल, त्यात कोणताही बदल करता येणार नाही,</p> <p>४) उत्तरपत्रिकेवर इतरत्र कोठेही कोणतीही खुण करू नये.</p> <p>५) कच्चे काम उत्तरपत्रिकेवर करू नये, त्यासाठी प्रश्नपत्रिकेतील विहित जागा वापरावी.</p> <p>६) उदाहरण: (A) (B) (C) (D) योग्य (C) प्रतिसाद असते. इतर कोणत्याही आंशिक किंवा "X" किंवा "✓" खाली म्हणून, कदाचित नाही स्कॅनर द्वारे मिळविले.</p> <p>चूकीची पद्धत ✗ ✗ ✗ ✗</p> |
|---|--|

EXAMPLES - HOW TO FILL AND MARK ON SIDE - 2

खालील माहिती फक्त नमुन्यासाठी दिलेली आहे.

<p>If your MHT-CET Roll Number is MB-1186942 fill in as shown below:</p> <table border="1" style="margin: auto;"> <tr> <td style="padding: 2px;">B</td><td style="padding: 2px;">B</td> <td style="padding: 2px;">1</td><td style="padding: 2px;">1</td><td style="padding: 2px;">8</td><td style="padding: 2px;">6</td><td style="padding: 2px;">9</td><td style="padding: 2px;">4</td><td style="padding: 2px;">2</td> </tr> <tr> <td>MB</td><td><input type="radio"/></td> <td><input type="radio"/></td><td><input type="radio"/></td><td><input type="radio"/></td><td><input type="radio"/></td><td><input type="radio"/></td><td><input type="radio"/></td><td><input type="radio"/></td> </tr> <tr> <td>BB</td><td><input checked="" type="radio"/></td> <td><input checked="" type="radio"/></td><td><input type="radio"/></td><td><input type="radio"/></td><td><input type="radio"/></td><td><input type="radio"/></td><td><input type="radio"/></td><td><input type="radio"/></td> </tr> <tr> <td></td><td></td> <td><input type="radio"/></td><td><input type="radio"/></td><td><input type="radio"/></td><td><input type="radio"/></td><td><input type="radio"/></td><td><input type="radio"/></td><td><input type="radio"/></td> </tr> <tr> <td></td><td></td> <td><input type="radio"/></td><td><input type="radio"/></td><td><input type="radio"/></td><td><input type="radio"/></td><td><input type="radio"/></td><td><input type="radio"/></td><td><input type="radio"/></td> </tr> <tr> <td></td><td></td> <td><input type="radio"/></td><td><input type="radio"/></td><td><input type="radio"/></td><td><input type="radio"/></td><td><input type="radio"/></td><td><input type="radio"/></td><td><input type="radio"/></td> </tr> <tr> <td></td><td></td> <td><input type="radio"/></td><td><input type="radio"/></td><td><input type="radio"/></td><td><input type="radio"/></td><td><input type="radio"/></td><td><input type="radio"/></td><td><input type="radio"/></td> </tr> <tr> <td></td><td></td> <td><input type="radio"/></td><td><input type="radio"/></td><td><input type="radio"/></td><td><input type="radio"/></td><td><input type="radio"/></td><td><input type="radio"/></td><td><input type="radio"/></td> </tr> <tr> <td></td><td></td> <td><input type="radio"/></td><td><input type="radio"/></td><td><input type="radio"/></td><td><input type="radio"/></td><td><input type="radio"/></td><td><input type="radio"/></td><td><input type="radio"/></td> </tr> </table>	B	B	1	1	8	6	9	4	2	MB	<input type="radio"/>	<input type="radio"/>	<input type="radio"/>	<input type="radio"/>	<input type="radio"/>	<input type="radio"/>	<input type="radio"/>	<input type="radio"/>	BB	<input checked="" type="radio"/>	<input checked="" type="radio"/>	<input type="radio"/>	<input type="radio"/>	<input type="radio"/>	<input type="radio"/>	<input type="radio"/>	<input type="radio"/>			<input type="radio"/>	<input type="radio"/>	<input type="radio"/>	<input type="radio"/>	<input type="radio"/>	<input type="radio"/>	<input type="radio"/>			<input type="radio"/>	<input type="radio"/>	<input type="radio"/>	<input type="radio"/>	<input type="radio"/>	<input type="radio"/>	<input type="radio"/>			<input type="radio"/>	<input type="radio"/>	<input type="radio"/>	<input type="radio"/>	<input type="radio"/>	<input type="radio"/>	<input type="radio"/>			<input type="radio"/>	<input type="radio"/>	<input type="radio"/>	<input type="radio"/>	<input type="radio"/>	<input type="radio"/>	<input type="radio"/>			<input type="radio"/>	<input type="radio"/>	<input type="radio"/>	<input type="radio"/>	<input type="radio"/>	<input type="radio"/>	<input type="radio"/>			<input type="radio"/>	<input type="radio"/>	<input type="radio"/>	<input type="radio"/>	<input type="radio"/>	<input type="radio"/>	<input type="radio"/>	<p>If your Question Booklet Version is 44 fill in as shown below:</p> <table border="1" style="margin: auto;"> <tr> <td style="padding: 2px;">4</td><td style="padding: 2px;">4</td> </tr> <tr> <td>11</td><td><input type="radio"/></td> </tr> <tr> <td>22</td><td><input type="radio"/></td> </tr> <tr> <td>33</td><td><input type="radio"/></td> </tr> <tr> <td>44</td><td><input checked="" type="radio"/></td> </tr> </table>	4	4	11	<input type="radio"/>	22	<input type="radio"/>	33	<input type="radio"/>	44	<input checked="" type="radio"/>	<p>If your Question Booklet Serial No. is 8286723 fill in as shown below:</p> <table border="1" style="margin: auto;"> <tr> <td style="padding: 2px;">8</td><td style="padding: 2px;">2</td><td style="padding: 2px;">8</td><td style="padding: 2px;">6</td><td style="padding: 2px;">7</td><td style="padding: 2px;">2</td><td style="padding: 2px;">3</td> </tr> <tr> <td><input type="radio"/></td><td><input type="radio"/></td><td><input type="radio"/></td><td><input type="radio"/></td><td><input type="radio"/></td><td><input type="radio"/></td><td><input type="radio"/></td> </tr> <tr> <td><input type="radio"/></td><td><input type="radio"/></td><td><input type="radio"/></td><td><input type="radio"/></td><td><input type="radio"/></td><td><input type="radio"/></td><td><input type="radio"/></td> </tr> <tr> <td><input type="radio"/></td><td><input type="radio"/></td><td><input type="radio"/></td><td><input type="radio"/></td><td><input type="radio"/></td><td><input type="radio"/></td><td><input type="radio"/></td> </tr> <tr> <td><input type="radio"/></td><td><input type="radio"/></td><td><input type="radio"/></td><td><input type="radio"/></td><td><input type="radio"/></td><td><input type="radio"/></td><td><input type="radio"/></td> </tr> <tr> <td><input type="radio"/></td><td><input type="radio"/></td><td><input type="radio"/></td><td><input type="radio"/></td><td><input type="radio"/></td><td><input type="radio"/></td><td><input type="radio"/></td> </tr> <tr> <td><input type="radio"/></td><td><input type="radio"/></td><td><input type="radio"/></td><td><input type="radio"/></td><td><input type="radio"/></td><td><input type="radio"/></td><td><input type="radio"/></td> </tr> <tr> <td><input type="radio"/></td><td><input type="radio"/></td><td><input type="radio"/></td><td><input type="radio"/></td><td><input type="radio"/></td><td><input type="radio"/></td><td><input type="radio"/></td> </tr> <tr> <td><input type="radio"/></td><td><input type="radio"/></td><td><input type="radio"/></td><td><input type="radio"/></td><td><input type="radio"/></td><td><input type="radio"/></td><td><input type="radio"/></td> </tr> <tr> <td><input type="radio"/></td><td><input type="radio"/></td><td><input type="radio"/></td><td><input type="radio"/></td><td><input type="radio"/></td><td><input type="radio"/></td><td><input type="radio"/></td> </tr> <tr> <td><input type="radio"/></td><td><input type="radio"/></td><td><input type="radio"/></td><td><input type="radio"/></td><td><input type="radio"/></td><td><input type="radio"/></td><td><input type="radio"/></td> </tr> <tr> <td><input type="radio"/></td><td><input type="radio"/></td><td><input type="radio"/></td><td><input type="radio"/></td><td><input type="radio"/></td><td><input type="radio"/></td><td><input type="radio"/></td> </tr> <tr> <td><input type="radio"/></td><td><input type="radio"/></td><td><input type="radio"/></td><td><input type="radio"/></td><td><input type="radio"/></td><td><input type="radio"/></td><td><input type="radio"/></td> </tr> <tr> <td><input type="radio"/></td><td><input type="radio"/></td><td><input type="radio"/></td><td><input type="radio"/></td><td><input type="radio"/></td><td><input type="radio"/></td><td><input type="radio"/></td> </tr> <tr> <td><input type="radio"/></td><td><input type="radio"/></td><td><input type="radio"/></td><td><input type="radio"/></td><td><input type="radio"/></td><td><input type="radio"/></td><td><input type="radio"/></td> </tr> </table>	8	2	8	6	7	2	3	<input type="radio"/>	<input type="radio"/>	<input type="radio"/>	<input type="radio"/>	<input type="radio"/>	<input type="radio"/>	<input type="radio"/>	<input type="radio"/>	<input type="radio"/>	<input type="radio"/>	<input type="radio"/>	<input type="radio"/>	<input type="radio"/>	<input type="radio"/>	<input type="radio"/>	<input type="radio"/>	<input type="radio"/>	<input type="radio"/>	<input type="radio"/>	<input type="radio"/>	<input type="radio"/>	<input type="radio"/>	<input type="radio"/>	<input type="radio"/>	<input type="radio"/>	<input type="radio"/>	<input type="radio"/>	<input type="radio"/>	<input type="radio"/>	<input type="radio"/>	<input type="radio"/>	<input type="radio"/>	<input type="radio"/>	<input type="radio"/>	<input type="radio"/>	<input type="radio"/>	<input type="radio"/>	<input type="radio"/>	<input type="radio"/>	<input type="radio"/>	<input type="radio"/>	<input type="radio"/>	<input type="radio"/>	<input type="radio"/>	<input type="radio"/>	<input type="radio"/>	<input type="radio"/>	<input type="radio"/>	<input type="radio"/>	<input type="radio"/>	<input type="radio"/>	<input type="radio"/>	<input type="radio"/>	<input type="radio"/>	<input type="radio"/>	<input type="radio"/>	<input type="radio"/>	<input type="radio"/>	<input type="radio"/>	<input type="radio"/>	<input type="radio"/>	<input type="radio"/>	<input type="radio"/>	<input type="radio"/>	<input type="radio"/>	<input type="radio"/>	<input type="radio"/>	<input type="radio"/>	<input type="radio"/>	<input type="radio"/>	<input type="radio"/>	<input type="radio"/>	<input type="radio"/>	<input type="radio"/>	<input type="radio"/>	<input type="radio"/>	<input type="radio"/>	<input type="radio"/>	<input type="radio"/>	<input type="radio"/>	<input type="radio"/>	<input type="radio"/>	<input type="radio"/>	<input type="radio"/>	<input type="radio"/>	<input type="radio"/>	<input type="radio"/>	<input type="radio"/>	<input type="radio"/>	<input type="radio"/>	<input type="radio"/>	<input type="radio"/>	<input type="radio"/>	<input type="radio"/>	<input type="radio"/>	<input type="radio"/>	<input type="radio"/>	<input type="radio"/>	<p>If your Response to Question No. 14 is (A), Please mark as shown below:</p> <table border="1" style="margin: auto;"> <tr> <td style="padding: 2px;">Q.No.</td><td style="padding: 2px;">Response</td> </tr> <tr> <td style="padding: 2px;">14.</td><td style="padding: 2px;"><input checked="" type="radio"/> (A) <input type="radio"/> (B) <input type="radio"/> (C) <input type="radio"/> (D)</td> </tr> </table>	Q.No.	Response	14.	<input checked="" type="radio"/> (A) <input type="radio"/> (B) <input type="radio"/> (C) <input type="radio"/> (D)
B	B	1	1	8	6	9	4	2																																																																																																																																																																																																			
MB	<input type="radio"/>	<input type="radio"/>	<input type="radio"/>	<input type="radio"/>	<input type="radio"/>	<input type="radio"/>	<input type="radio"/>	<input type="radio"/>																																																																																																																																																																																																			
BB	<input checked="" type="radio"/>	<input checked="" type="radio"/>	<input type="radio"/>	<input type="radio"/>	<input type="radio"/>	<input type="radio"/>	<input type="radio"/>	<input type="radio"/>																																																																																																																																																																																																			
		<input type="radio"/>	<input type="radio"/>	<input type="radio"/>	<input type="radio"/>	<input type="radio"/>	<input type="radio"/>	<input type="radio"/>																																																																																																																																																																																																			
		<input type="radio"/>	<input type="radio"/>	<input type="radio"/>	<input type="radio"/>	<input type="radio"/>	<input type="radio"/>	<input type="radio"/>																																																																																																																																																																																																			
		<input type="radio"/>	<input type="radio"/>	<input type="radio"/>	<input type="radio"/>	<input type="radio"/>	<input type="radio"/>	<input type="radio"/>																																																																																																																																																																																																			
		<input type="radio"/>	<input type="radio"/>	<input type="radio"/>	<input type="radio"/>	<input type="radio"/>	<input type="radio"/>	<input type="radio"/>																																																																																																																																																																																																			
		<input type="radio"/>	<input type="radio"/>	<input type="radio"/>	<input type="radio"/>	<input type="radio"/>	<input type="radio"/>	<input type="radio"/>																																																																																																																																																																																																			
		<input type="radio"/>	<input type="radio"/>	<input type="radio"/>	<input type="radio"/>	<input type="radio"/>	<input type="radio"/>	<input type="radio"/>																																																																																																																																																																																																			
4	4																																																																																																																																																																																																										
11	<input type="radio"/>																																																																																																																																																																																																										
22	<input type="radio"/>																																																																																																																																																																																																										
33	<input type="radio"/>																																																																																																																																																																																																										
44	<input checked="" type="radio"/>																																																																																																																																																																																																										
8	2	8	6	7	2	3																																																																																																																																																																																																					
<input type="radio"/>	<input type="radio"/>	<input type="radio"/>	<input type="radio"/>	<input type="radio"/>	<input type="radio"/>	<input type="radio"/>																																																																																																																																																																																																					
<input type="radio"/>	<input type="radio"/>	<input type="radio"/>	<input type="radio"/>	<input type="radio"/>	<input type="radio"/>	<input type="radio"/>																																																																																																																																																																																																					
<input type="radio"/>	<input type="radio"/>	<input type="radio"/>	<input type="radio"/>	<input type="radio"/>	<input type="radio"/>	<input type="radio"/>																																																																																																																																																																																																					
<input type="radio"/>	<input type="radio"/>	<input type="radio"/>	<input type="radio"/>	<input type="radio"/>	<input type="radio"/>	<input type="radio"/>																																																																																																																																																																																																					
<input type="radio"/>	<input type="radio"/>	<input type="radio"/>	<input type="radio"/>	<input type="radio"/>	<input type="radio"/>	<input type="radio"/>																																																																																																																																																																																																					
<input type="radio"/>	<input type="radio"/>	<input type="radio"/>	<input type="radio"/>	<input type="radio"/>	<input type="radio"/>	<input type="radio"/>																																																																																																																																																																																																					
<input type="radio"/>	<input type="radio"/>	<input type="radio"/>	<input type="radio"/>	<input type="radio"/>	<input type="radio"/>	<input type="radio"/>																																																																																																																																																																																																					
<input type="radio"/>	<input type="radio"/>	<input type="radio"/>	<input type="radio"/>	<input type="radio"/>	<input type="radio"/>	<input type="radio"/>																																																																																																																																																																																																					
<input type="radio"/>	<input type="radio"/>	<input type="radio"/>	<input type="radio"/>	<input type="radio"/>	<input type="radio"/>	<input type="radio"/>																																																																																																																																																																																																					
<input type="radio"/>	<input type="radio"/>	<input type="radio"/>	<input type="radio"/>	<input type="radio"/>	<input type="radio"/>	<input type="radio"/>																																																																																																																																																																																																					
<input type="radio"/>	<input type="radio"/>	<input type="radio"/>	<input type="radio"/>	<input type="radio"/>	<input type="radio"/>	<input type="radio"/>																																																																																																																																																																																																					
<input type="radio"/>	<input type="radio"/>	<input type="radio"/>	<input type="radio"/>	<input type="radio"/>	<input type="radio"/>	<input type="radio"/>																																																																																																																																																																																																					
<input type="radio"/>	<input type="radio"/>	<input type="radio"/>	<input type="radio"/>	<input type="radio"/>	<input type="radio"/>	<input type="radio"/>																																																																																																																																																																																																					
<input type="radio"/>	<input type="radio"/>	<input type="radio"/>	<input type="radio"/>	<input type="radio"/>	<input type="radio"/>	<input type="radio"/>																																																																																																																																																																																																					
Q.No.	Response																																																																																																																																																																																																										
14.	<input checked="" type="radio"/> (A) <input type="radio"/> (B) <input type="radio"/> (C) <input type="radio"/> (D)																																																																																																																																																																																																										

NOTE: THIS IS AN EXAMPLE ONLY. DO NOT COPY THE SAME NUMBER ON YOUR ANSWER SHEET.

■ SIDE 2

MHT-CET 2018 ROLL NUMBER							QUESTION BOOKLET VERSION	QUESTION BOOKLET SERIAL NO.							
<input type="text"/>	<input type="text"/>	<input type="text"/>	<input type="text"/>	<input type="text"/>	<input type="text"/>	<input type="text"/>		<input type="text"/>	<input type="text"/>	<input type="text"/>	<input type="text"/>	<input type="text"/>	<input type="text"/>	<input type="text"/>	<input type="text"/>
	0	0	0	0	0	0	0	<input type="checkbox"/> <input type="checkbox"/>	0	0	0	0	0	0	0
	1	1	1	1	1	1	1	11	1	1	1	1	1	1	1
MB	2	2	2	2	2	2	2	<input type="radio"/>	2	2	2	2	2	2	2
	3	3	3	3	3	3	3	22	3	3	3	3	3	3	3
BB	4	4	4	4	4	4	4	<input type="radio"/>	4	4	4	4	4	4	4
	5	5	5	5	5	5	5	33	5	5	5	5	5	5	5
	6	6	6	6	6	6	6	<input type="radio"/>	6	6	6	6	6	6	6
	7	7	7	7	7	7	7	44	7	7	7	7	7	7	7
	8	8	8	8	8	8	8	<input type="radio"/>	8	8	8	8	8	8	8
	9	9	9	9	9	9	9	<input type="radio"/>	9	9	9	9	9	9	9

FOR BIOLOGY

Q.No.		Q.No.		Q.No.		Q.No.	
1	A B C D	26	A B C D	51	A B C D	76	A B C D
2	A B C D	27	A B C D	52	A B C D	77	A B C D
3	A B C D	28	A B C D	53	A B C D	78	A B C D
4	A B C D	29	A B C D	54	A B C D	79	A B C D
5	A B C D	30	A B C D	55	A B C D	80	A B C D
6	A B C D	31	A B C D	56	A B C D	81	A B C D
7	A B C D	32	A B C D	57	A B C D	82	A B C D
8	A B C D	33	A B C D	58	A B C D	83	A B C D
9	A B C D	34	A B C D	59	A B C D	84	A B C D
10	A B C D	35	A B C D	60	A B C D	85	A B C D
11	A B C D	36	A B C D	61	A B C D	86	A B C D
12	A B C D	37	A B C D	62	A B C D	87	A B C D
13	A B C D	38	A B C D	63	A B C D	88	A B C D
14	A B C D	39	A B C D	64	A B C D	89	A B C D
15	A B C D	40	A B C D	65	A B C D	90	A B C D
16	A B C D	41	A B C D	66	A B C D	91	A B C D
17	A B C D	42	A B C D	67	A B C D	92	A B C D
18	A B C D	43	A B C D	68	A B C D	93	A B C D
19	A B C D	44	A B C D	69	A B C D	94	A B C D
20	A B C D	45	A B C D	70	A B C D	95	A B C D
21	A B C D	46	A B C D	71	A B C D	96	A B C D
22	A B C D	47	A B C D	72	A B C D	97	A B C D
23	A B C D	48	A B C D	73	A B C D	98	A B C D
24	A B C D	49	A B C D	74	A B C D	99	A B C D
25	A B C D	50	A B C D	75	A B C D	100	A B C D

SIGNATURE OF THE CANDIDATE (with date)	SIGNATURE OF THE INVIGILATOR (with date)		
Answer Sheet Number		1 2 3 4 5 6	

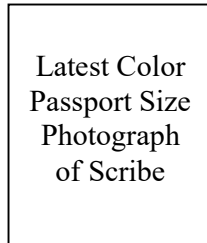
Proforma A

Declaration by the Candidate and Scribe/Writer

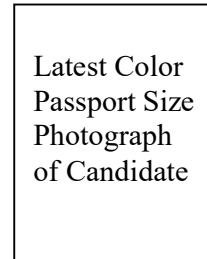
I the undersigned, Shri/Smt. _____ candidate for the MHT-CET 2018 Examination, Application Number _____ Roll No _____, which is scheduled on 10/05/2018 hereby declare that:-

1. The candidate is blind / low vision or affected by cerebral palsy with locomotor impairment/Dyslexia and his/her writing speed is affected and he/she needs a writer (scribe) as permissible by the rule.
2. The scribe/writer is identified by me at my own cost and as per my own choice.
3. Scribe/Writer Name: _____
4. Scribe/Writer's Educational Qualification: _____
5. We hereby declare that all the above statements made by us are true and correct to the best of our knowledge and belief. We also understand that in case it is detected at any stage of Admission process that we do not fulfill the eligibility norms and/or that the information furnished by us is incorrect /false or that we have suppressed any material fact(s), the candidature of the applicant will stand cancelled, irrespective of the result of the written test(s). If any of these shortcomings is/are detected even after the candidate's Admission, his/her Admission is liable to be cancelled. In such circumstances, both signatories will be liable for criminal prosecution.

Signature of the Scribe



Signature of the Candidate



Note:

1. The candidate shall produce this declaration in original at the time of CET examination along with Admit Card.
2. The declaration shall be collected by the invigilator of the examination from the candidate at the examination venue.
3. The candidate shall produce the disability certificate in original along with Admit Card to the Sub-Center In-charge at the time of examination.
4. The candidate shall serve refreshments, if any, to the scribe/writer either before or after the examination.

